

# Agenda

**Special Meeting  
of the Board of Directors of  
Yuima Municipal Water District  
Monday, December 13, 2021 2:00 P.M.  
34928 Valley Center Road, Pauma Valley, California**

Roland Simpson, President  
Don Broomell, Secretary / Treasurer  
Bruce Knox, Director

Steve Wehr, Vice President  
Laney Villalobos, Director

## AGENDA TOPICS

- 2:00 p.m.
1. **Roll Call** - Determination of Quorum Broomell
  2. **Pledge of Allegiance**
  3. **Approval of Agenda** – At its option, the Board may approve the agenda, delete an item, reorder items and add an item to the agenda per the provisions of Government Code §54954.2. Simpson
  4. **Public Comment** – This is an opportunity for members of the public to address the Board on matters of interest within the Board’s jurisdiction that are not listed on the agenda. The Brown Act does not allow any discussion by the Board or staff on matters raised during public comment except; 1) to briefly respond to statements made or questions posed; 2) ask questions for clarification; 3) receive and file the matter; 4) if it is within staff’s authority, refer it to them for a reply; or 5) direct that it be placed on a future board agenda for a report or action. Inquiries pertaining to an item on the agenda will be received during deliberation on that agenda item. No action can be taken unless specifically listed on the agenda (Government Code §54954.3) Simpson
- I. **CONSENT CALENDAR**  
Consent Calendar items will be voted on together by a single motion unless separate action is requested by a Board Member, staff or audience member.
1. Approve minutes of the Regular Meeting of October 25, 2021 and the Special Meeting of November 17, 2021.
  2. Approve of Accounts Paid and Payables for & Reporting under Government Code §53065.5 for October 2021.
  3. Acceptance of Monthly Financial Reports - October 2021, Treasurer's Report and Cash Statements.
- 2:10-3:00 P.M.
- II. **ACTION DISCUSSION**
1. Determination of Use for One Time Funds Received from SDCWA for Lawsuit Proceeds. Reeh

*Background:* The San Diego County Water Authority prevailed in one of their lawsuits against Metropolitan Water District of Southern California for the overcharging of fees in 2010-2012. This win resulted in a one time payment to the District for \$85,129.98.

*Recommendation:* Staff recommends that the District place these funds into the Rate Stabilization Fund to help offset future rate increases.

- 2. Proposed Resolution Amending the Rules and Regulations Governing Water Service (Schedule of Rates, Rental, Fees, Deposits and Charges Section 14.7, 15.3.1 and 19.4). Reeh

*Background:* The San Diego County Water Authority (CWA) adopted new System Capacity and Water Treatment Capacity Charges and Fixed Cost Charges (Customer Service, Storage, Supply Reliability, Readiness-to-Serve and Peak Day Capacity) to become effective January 1, 2022. Both the System Capacity and Water Treatment charges are assessed to any new meter that is installed within the Yuima General District and forwarded to CWA when collected. These charges cover CWA's cost for conveyance, and treatment of imported water delivered to Yuima from CWA. Additionally, the Fixed Costs Charges are direct passthrough charges that are passed through to each District customer based on the same methodology used by the Water Authority to charge the District (Customer Rolling Average Usage). Finally, the Conveyance (Wheeling) rate is the charge assessed to any individual or entity wanting to use Yuima infrastructure to transfer water from one location to another within the General District only (not IDA).

*Recommendation:* That, should the Board Agree, they approve the Resolution as presented.

- 3. Approval of the Third Amendment to the Memorandum of Understanding for Developing a Groundwater Sustainability Plan for the San Luis Rey Valley Groundwater Basin. Simpson / Reeh

*Background:* An amendment to the MOU is necessary to add the Pauma Valley Municipal Water District and the San Luis Rey Municipal Water District to the Groundwater Sustainability Agency. The addition of these agencies will allow full coverage of the groundwater basin, closing any white spaces created upon the County of San Diego's withdraw from the GSA.

*Recommendation:* Approve and authorize the President to sign the Third Amendment to the Memorandum of Understanding for the Development of a Groundwater Sustainability Plan for the San Luis Rey Groundwater Basin.

3:10-3:30 P.M.

**III. INFORMATION / REPORTS**

- 1. **Board Reports / Meetings**  
 JPIA  
 San Diego County Water Authority/MWD  
 Other Meetings (SGMA/GSA)
 Villalobos  
Reeh  
Simpson
- 2. **Administrative**  
 General Information
 Reeh
- 3. **Capital Improvements**
Reeh
- 4. **Operations**
Quinn

General Information  
Rainfall  
Production / Consumption Report  
Well Levels  
District Water Purchased

**5. Counsel**

Jungreis

**6. Finance & Administrative Services**

Brewer

General Information  
Quarterly Budget Report- Qtr. 1  
Delinquent Accounts

3:30 - 3:35 P.M. **IV. OTHER BUSINESS**

3:35 P.M. **V. ADJOURNMENT**

*NOTE: In compliance with the Americans with Disabilities Act, if special assistance is needed to participate in the Board meeting, please contact the General Manager at (760) 742-3704 at least 48 hours before the meeting to enable the District to make reasonable accommodations. The meeting begins at 2:00 p.m. The time listed for individual agenda items is an estimate only. Any writings or documents provided to a majority of the members of the Yuima Municipal Water District Board of Directors regarding any item on this agenda will be made available for public inspection during normal business hours in the office of the General Manager located at 34928 Valley Center Road, Pauma Valley.*

I.  
CONSENT CALENDAR

**MINUTES OF THE REGULAR MEETING  
OF THE BOARD OF DIRECTORS OF  
YUIMA MUNICIPAL WATER DISTRICT  
October 25, 2021**

The Regular Meeting of the Board of Directors of the Yuima Municipal Water District was held at the office of the district, 34928 Valley Center Road, Pauma Valley, California on Monday, the 25<sup>th</sup> day of October 2021.

**Regular Meeting  
Meeting  
10/25/2021**

**1. ROLL CALL – DETERMINATION OF QUORUM**

President Simpson called the meeting to order at 2:02 p.m.

**Call to Order  
2:00 p.m.**

Directors Present:

**Present: 4**

Roland Simpson, President  
Steve Wehr, Vice-President  
Don Broomell, Secretary/Treasurer  
Laney Villalobos, Director

President Simpson declared that a quorum of the Board was present.

**Quorum Present**

Directors Absent:  
Bruce Knox, Director

**Absent: 1**

Others Present:

**Others  
Present**

Amy Reeh, General Manager, YMWD  
Carmen Rodriguez, Administrative Assistant, YMWD  
Mark Quin, Operations Manager, YMWD  
Lynette Brewer, Finance & Administrative Services Manager, YMWD  
Eli Bakkela, Fire Captain, CAL Fire  
Tish Berge, Assistant General Manager, SDCWA

**2. PLEDGE OF ALLEGIANCE**

President Simpson led those present in the Pledge of Allegiance.

**3. APPROVAL OF AGENDA**

No changes to the agenda were proposed.

**4. PUBLIC COMMENT**

No speaker requests were received and no other indication to speak was offered by members of the public present.

**I. SPECIAL REPORTS**

**1. Joint Powers Fire Report**

Fire Captain Eli Bakkela from CAL Fire Reported that Station 70 has a total of 985 incidents from January 1 to September 30, 2021. Personnel from Station 70 spent the last three months traveling the state going to multiple different large fires. One of the engine crews was at the Dixie Fire in the area of Chester California. The crew spent over a month fighting the Dixie Fire. Station 70 continues to train firefighters in all aspects of the fire service. Station 70 recently trained on a structure's fire ventilation. The station continues to inspect properties for defensible space. There have been a total of 600 property inspections for the year. The new fire stations project should start after the first of the year.

**2. San Diego County Water Authority**

Tish Berge, Assistant General Manager at San Diego County Water Authority gave presentation on the "Reginal Collaboration for a Resilient Future".

## II. CONSENT CALENDAR

Upon motion being offered by Director Wehr, seconded by Director Villalobos the Minutes of the Regular Meeting of August 23, 2021, Accounts Paid and Payables for August and September 2021, Monthly Financial Reports for August and September 2021 and Acceptance of the Certificate of Achievement for Excellence in Financial Reporting by the Governmental Finance Officers Association for Yuima's 2020 Comprehensive Annual Financial Report (CAFR) were approved by the following roll-call vote, to wit:

AYES: Wehr, Villalobos, Broomell, Simpson  
NOES: None  
ABSTAIN: None  
ABSENT: Knox

## III. ACTION/DISCUSSION

### 1. Public Hearing to Receive Comments and Consider Adoption of the District Water Capacity Charge Ordinance.

President Simpson opened the public hearing at 2:39 p.m. for the consideration and adoption of increased capacity charges. There being no members of the public present and wishing to speak, and there being no written comments having been submitted, President Simpson declared the hearing closed at 2:41 p.m.

#### 1-A. Ordinance 136-21 Fixing Capacity Charges and Rescinding Ordinance No. 134-20.

Following discussion and upon motion being offered by Director Broomell seconded by Director Wehr, *Ordinance 136-21 Fixing Capacity Charges and Rescinding Ordinance No. 134-20* was approved and carried unanimously by the following roll-call vote, to wit:

AYES: Wehr, Villalobos, Broomell, Simpson  
NOES: None  
ABSTAIN: None  
ABSENT: Knox

2. Resolution 1904-21 Amending the Rules and Regulations Governing Water Service (Schedule of Rates, Rentals, Fees, Deposits and Charges Section 2.31; 4.2(b) and 14.7).

Following discussion and upon motion being offered by Director Wehr seconded by Director Villalobos, *Resolution 1904-21 Amending the Rules and Regulations Governing Water Service (Schedule of Rates, Rentals, Fees, Deposits and Charges Section 2.31; 4.2(b) and 14.7)* was approved and carried unanimously by the following roll-call vote, to wit:

AYES: Wehr, Villalobos, Broomell, Simpson  
NOES: None  
ABSTAIN: None  
ABSENT: Knox

3. Resolution 1905-21 Approving the Appointment of General Manager Amy Reeh as Representative of the Yuima Municipal Water District on the San Diego County Water Authority Board.

Following discussion and upon motion being offered by Director Simpson seconded by Director Broomell, *Resolution 1905-21 Approving the Appointment of General Manager Amy Reeh as Representative of the Yuima Municipal Water District on The San Diego County Water Authority Board* was approved by the following roll-call vote, to wit:

AYES: Wehr, Villalobos, Broomell, Simpson  
NOES: None  
ABSTAIN: None  
ABSENT: Knox



4. Consider the Calendar for the 2022 Yuima Municipal Water District's Board Meetings.

Upon motion being offered by Director Wehr seconded by Director Villalobos, *the Calendar for the 2022 Yuima Municipal Water District's Board Meetings* was approved by the following roll-call vote, to wit:

AYES: Wehr, Villalobos, Broomell, Simpson  
NOES: None  
ABSTAIN: None  
ABSENT: Knox

5. Resolution 1906-21 Amending the Employee Handbook Sections 1. (J) Organizational Chart, Section 2. (E) Medical Benefits, (H) Vacation, (J) Holidays and (L) Phone Allowance.

Following discussion and upon motion being offered by Director Simpson seconded by Director Wehr, *Resolution 1906-21 Amending the Employee Handbook Sections 1. (J) Organizational Chart, Sections 2. (E) Medical Benefits, (H) Vacation, (J) Holidays and (L) Phone Allowance* was approved and carried unanimously by the following roll-call vote, to wit:

AYES: Wehr, Villalobos, Broomell, Simpson  
NOES: None  
ABSTAIN: None  
ABSENT: Knox

6. Resolution 1907-21 Setting Forth the Time and Place of Prop 218 Hearing and Authorizing Staff to Mail Prop 218 Compliant Notice of Hearing for a Water Rate Increase.

Following discussion and upon motion being offered by Director Wehr seconded by Director Villalobos, *Resolution 1907-21 Setting Forth the Time and Place of Prop 218 Hearing and Authorizing Staff to Mail Prop 218 Compliant Notice of Hearing for a Water Rater Increase with revisions as recommend by General Counsel* was approved by the following roll-call vote, to wit:

AYES: Wehr, Villalobos, Broomell, Simpson  
NOES: None  
ABSTAIN: None  
ABSENT: Knox

7. Discussion on Possible Redistricting of Divisions.

Following discussion this item was tabled to a later date. General Manager Reeh will research the population per division vs. registered voters per division.

**III. INFORMATION/REPORTS**

These reports have been made available in the Board packet, however, in an effort to adhere to Health Agency directive and limit time spent in the presence of others these reports will not be verbally reviewed. Specific questions will be addressed if necessary.

**1. Board Reports/Meeting**

No Reports were Available.

**2. Administrative**

The Administrative Report was available in the Board packet.

**3. Capital Improvement Program**

The Capital Improvement Report was available in the Board packet.

**4. Operations**

Operations Manager Mark Quinn gave a brief operations report to the Board.

**5. Counsel**

Counsel had nothing new to report.

**6. Finance & Administrative Services**

Reports were available in the Board packet.

**V. OTHER BUSINESS**

No other business was presented.

**VI. ADJOURNMENT**

There being no further business to come before the Board the meeting was adjourned at 3:37 p.m.

\_\_\_\_\_  
Don Broomell, Secretary/Treasurer

\_\_\_\_\_  
Roland Simpson, President

**MINUTES OF THE SPECIAL MEETING  
OF THE BOARD OF DIRECTORS OF  
YUIMA MUNICIPAL WATER DISTRICT  
November 17, 2021**

The Special Meeting of the Board of Directors of the Yuima Municipal Water District was held at the office of the district, 34928 Valley Center Road, Pauma Valley, California on Wednesday, the 17<sup>th</sup> day of November 2021.

**Regular Meeting  
Meeting  
11/17/2021**

**1. ROLL CALL – DETERMINATION OF QUORUM**

President Simpson called the meeting to order at 3:08 p.m.

**Call to Order  
3:08 p.m.**

Directors Present:

**Present: 4**

Roland Simpson  
Steve Wehr, Vice-President  
Laney Villalobos, Director  
Bruce Knox, Director

President Simpson declared that a quorum of the Board was present.

**Quorum Present**

Directors Absent:  
Don Broomell, Secretary / Treasurer

**Absent: 1**

Others Present:

**Others  
Present**

Amy Reeh, General Manager/Finance Manager, YMWD  
Lynette Brewer, Finance & Administrative Services Manager, YMWD

**2. PLEDGE OF ALLEGIANCE**

Due to the late start time, the Pledge of Allegiance was not performed.

**3. APPROVAL OF AGENDA**

No changes to the agenda were proposed.

**4. PUBLIC COMMENT**

There were no public comments received.

**I. ACTION/DISCUSSION**

1. Resolution 1908-21 Setting Forth the Time and Place of Prop 218 Hearing and Authorizing Staff to Mail Prop 218 Compliant Notice of Hearing for a Water Rate Increase.

Manager Reeh presented information to the Board in relation to the calculation of the Improvement District A (IDA) water rate and required Permanent Special Agriculture Water Rate (PSAWR) Cost Benefit Differential. Manager Reeh presented three different options relative to reflecting the required cost benefit differential and the impacts of each of those options on an average PSAWR eligible customer and non-PSAWR customer. Following discussion and upon motion being offered by Director Knox, seconded by Director Villalobos, the Board directed Staff to use staff recommended Option 1 as the methodology to calculate the IDA rate necessary to ensure that the PSAWR cost benefit differential is passed through to the PSAWR customers and adopted *Resolution 1908-21 Setting Forth the Time and Place of Hearing and Giving Notice of Hearing for a Water Rate Increase* was approved and carried unanimously by the following roll-call vote, to wit:

AYES: Simpson, Wehr, Villalobos, Knox  
NOES: None  
ABSTAIN: None  
ABSENT: Broomell

**II. OTHER BUSINESS**

Director Knox inquired as to the status of the warranty repair on the Forebay Pumpstation. General Manager advised that two of the repairs had been completed and the manufacturer is working on one of the other two repairs. However, the manufacturer is currently refusing to advise Barret Pump or the District as to the nature of the problem. Staff will continue to monitor the situation press the manufacturer for answers to the problem and how they intend to adjust our warranty in light of the problem.

**III. ADJOURNMENT**

There being no further business to come before the Board the meeting was adjourned at 4:47 p.m.

\_\_\_\_\_  
Don Broomell, Secretary/Treasurer

\_\_\_\_\_  
Roland Simpson, President



# Bank Transaction Report

Yuima Municipal Water District

## Transaction Detail

Issued Date Range: 10/01/2021 - 10/31/2021

Issued Date	Cleared Date	Number	Description	Type	Amount
<b>Bank Account: 57-955468-36 - *General Checking</b>					
10/05/2021		<a href="#">70655</a>	VALIC GA#24515	Check	-400
10/05/2021		<a href="#">DFT0001091</a>	CALPERS -FISCAL SERVICES DIV.	Bank Draft	-496.67
10/05/2021		<a href="#">DFT0001092</a>	CALPERS -FISCAL SERVICES DIV.	Bank Draft	-558.47
10/05/2021		<a href="#">DFT0001093</a>	CALPERS -FISCAL SERVICES DIV.	Bank Draft	-1610.49
10/05/2021		<a href="#">DFT0001094</a>	CALPERS -FISCAL SERVICES DIV.	Bank Draft	-3070.02
10/05/2021		<a href="#">DFT0001095</a>	CALPERS -FISCAL SERVICES DIV.	Bank Draft	-8.37
10/05/2021		<a href="#">DFT0001096</a>	Employment Development Department	Bank Draft	-1354.84
10/05/2021		<a href="#">DFT0001097</a>	EFTPS - Federal Payroll Tax	Bank Draft	-106.02
10/05/2021		<a href="#">DFT0001098</a>	Employment Development Department	Bank Draft	-369.56
10/05/2021		<a href="#">DFT0001099</a>	EFTPS - Federal Payroll Tax	Bank Draft	-4535.46
10/05/2021		<a href="#">EFT0000016</a>	Payroll EFT	EFT	-22218.21
10/06/2021		<a href="#">70656</a>	A-1 IRRIGATION, INC.	Check	-70.16
10/06/2021		<a href="#">70657</a>	ACWA JPIA	Check	-19663.93
10/06/2021		<a href="#">70658</a>	ACWA/JPIA	Check	-2870.27
10/06/2021		<a href="#">70659</a>	AFLAC	Check	-118.86
10/06/2021		<a href="#">70660</a>	AIR CRAFT HEATING INC.	Check	-590
10/06/2021		<a href="#">70661</a>	AL STEINBAUM'S JANITORIAL	Check	-200
10/06/2021		<a href="#">70662</a>	AT & T MOBILITY	Check	-150.42
10/06/2021		<a href="#">70663</a>	AT&T	Check	-147.85
10/06/2021		<a href="#">70664</a>	BARTEL & ASSOCIATES LLC	Check	-950
10/06/2021		<a href="#">70665</a>	CA MUNICIPAL STATISTICS, INC.	Check	-525
10/06/2021		<a href="#">70666</a>	CONTROLLED ENVIRONMENTS LLC	Check	-663
10/06/2021		<a href="#">70667</a>	Cosmic Solar	Check	-43500
10/06/2021		<a href="#">70668</a>	COUNTY OF SAN DIEGO - APCD	Check	-920
10/06/2021		<a href="#">70669</a>	DENISE M. LANDSTEDT	Check	-1360
10/06/2021		<a href="#">70670</a>	EDCO	Check	-187.65
10/06/2021		<a href="#">70671</a>	EMPLOYEE RELATIONS, INC.	Check	-26.75
10/06/2021		<a href="#">70672</a>	Eurofins Eaton Analytical, LLC	Check	-710
10/06/2021		<a href="#">70673</a>	Geoscience Support Services	Check	-35168.5
10/06/2021		<a href="#">70674</a>	GRAINGER	Check	-61.59
10/06/2021		<a href="#">70675</a>	JJJ ENTERPRISE	Check	-255
10/06/2021		<a href="#">70676</a>	OFFICE DEPOT	Check	-142.51
10/06/2021		<a href="#">70677</a>	PRUDENTIAL OVERALL SUPPLY	Check	-518.75
10/06/2021		<a href="#">70678</a>	Rain for Rent	Check	-1483.2
10/06/2021		<a href="#">70679</a>	RUTAN & TUCKER, LLP	Check	-15854.77
10/06/2021		<a href="#">70680</a>	SAN DIEGO COUNTY WATER AUTHORITY	Check	-981431.75
10/06/2021		<a href="#">70681</a>	SDG&E	Check	-185544.55
10/06/2021		<a href="#">70682</a>	SERRATOS AUTOMOTIVE & TIRE	Check	-834.71
10/06/2021		<a href="#">70683</a>	THE TINT COMPANY	Check	-2097
10/06/2021		<a href="#">70684</a>	ULINE , INC	Check	-342.16
10/06/2021		<a href="#">70685</a>	UNDERGROUND SERV. ALERT	Check	-19.9
10/06/2021		<a href="#">70686</a>	VERIZON WIRELESS	Check	-93.12
10/06/2021		<a href="#">70687</a>	WATERLINE TECHNOLOGIES	Check	-2889.25
10/06/2021		<a href="#">70688</a>	XEROX FINANCIAL SERVICES LLC	Check	-455.47
10/06/2021		<a href="#">DFT0001100</a>	CALIF BANK & TRUST VISA	Bank Draft	-135.68
10/19/2021		<a href="#">70689</a>	VALIC GA#24515	Check	-400
10/19/2021		<a href="#">DFT0001101</a>	CALPERS -FISCAL SERVICES DIV.	Bank Draft	-483.19
10/19/2021		<a href="#">DFT0001102</a>	CALPERS -FISCAL SERVICES DIV.	Bank Draft	-543.31
10/19/2021		<a href="#">DFT0001103</a>	CALPERS -FISCAL SERVICES DIV.	Bank Draft	-1626.26
10/19/2021		<a href="#">DFT0001104</a>	CALPERS -FISCAL SERVICES DIV.	Bank Draft	-3100.09
10/19/2021		<a href="#">DFT0001105</a>	CALPERS 457 PLAN	Bank Draft	-15
10/19/2021		<a href="#">DFT0001106</a>	CALPERS -FISCAL SERVICES DIV.	Bank Draft	-8.37
10/19/2021		<a href="#">DFT0001107</a>	Employment Development Department	Bank Draft	-1246.2
10/19/2021		<a href="#">DFT0001108</a>	EFTPS - Federal Payroll Tax	Bank Draft	-106.02
10/19/2021		<a href="#">DFT0001109</a>	Employment Development Department	Bank Draft	-300.18
10/19/2021		<a href="#">DFT0001110</a>	EFTPS - Federal Payroll Tax	Bank Draft	-4208.84

10/19/2021	<a href="#">EFT0000017</a>	Payroll EFT	EFT	-21538.44
10/21/2021	<a href="#">70690</a>	ACWA/JPIA	Check	-22875
10/21/2021	<a href="#">70691</a>	AFLAC	Check	-118.86
10/21/2021	<a href="#">70692</a>	BARTEL & ASSOCIATES LLC	Check	-1140
10/21/2021	<a href="#">70693</a>	Breona Easley	Check	-36.29
10/21/2021	<a href="#">70694</a>	CARMEN RODRIGUEZ	Check	-95.76
10/21/2021	<a href="#">70695</a>	CARQUEST	Check	-32.68
10/21/2021	<a href="#">70696</a>	Dexter Wilson Engineering	Check	-1140
10/21/2021	<a href="#">70697</a>	FALLBROOK OIL COMPANY	Check	-3432.2
10/21/2021	<a href="#">70698</a>	Hydrocurrent Well Services	Check	-12897.8
10/21/2021	<a href="#">70699</a>	IMAGE SOURCE, INC.	Check	-368.83
10/21/2021	<a href="#">70700</a>	Pauma Band Of Mission Indians	Check	-816.98
10/21/2021	<a href="#">70701</a>	ROADRUNNER PUBLICATIONS, INC	Check	-29
10/21/2021	<a href="#">70702</a>	URBAN CORPS OF SAN DIEGO	Check	-10560
10/21/2021	<a href="#">70703</a>	USA BLUE BOOK	Check	-44.72
10/21/2021	<a href="#">70704</a>	VALLEY CENTER WIRELESS	Check	-129.9
10/21/2021	<a href="#">70705</a>	Verizon Connect	Check	-52
10/21/2021	<a href="#">DFT0001111</a>	CALIF BANK & TRUST VISA	Bank Draft	-1162.35
10/21/2021	<a href="#">DFT0001112</a>	Employment Development Department	Bank Draft	-136.82
<b>Bank Account 57-955468-36 Total: (75)</b>				<b>-1423355</b>



**Government Code 53065.5 Reporting  
FY 2020/21**

#		July	August	September	October	November	December	January	February	March	April	May	June	2021/22
1040	Allen													\$ -
900	Mark													\$ -
1349	Matt													\$ -
1772	Amy													\$ -
1827	Noel			244.52										\$ 244.52
1858	Lynette		131.41											\$ 131.41
1854	Carmen	26.35	53.76	427.77	95.76									\$ 603.64
1946	Breona	17.70		35.40	36.29									\$ 89.39
<b>TOTAL</b>		<b>\$ 44.05</b>	<b>\$ 185.17</b>	<b>\$ 707.69</b>	<b>\$ 132.05</b>	<b>\$ -</b>	<b>\$ -</b>	<b>\$ -</b>	<b>\$ -</b>	<b>\$ -</b>	<b>\$ -</b>	<b>\$ -</b>	<b>\$ -</b>	<b>\$ 1,068.96</b>

**California Government Code Section 53065.5**

*Each special district, as defined by subdivision (a) of Section 53036, shall, at least annually, disclose any reimbursement paid by the district within the immediately preceding fiscal year of at least one hundred (\$100) for each individual charge for services or products received. "Individual charge" includes, but is not limited to, one meal, lodging for one day, transportation, or a registration fee paid to any employee or member of the governing body of the district. The disclosure requirement shall be fulfilled by including the reimbursement information in a document published or printed at least annually by a date determined by that district and shall be made available for public inspection.*

Government Code 53065.5 reporting  
Breakdown available in the Finance Department

file-L-02-46.6



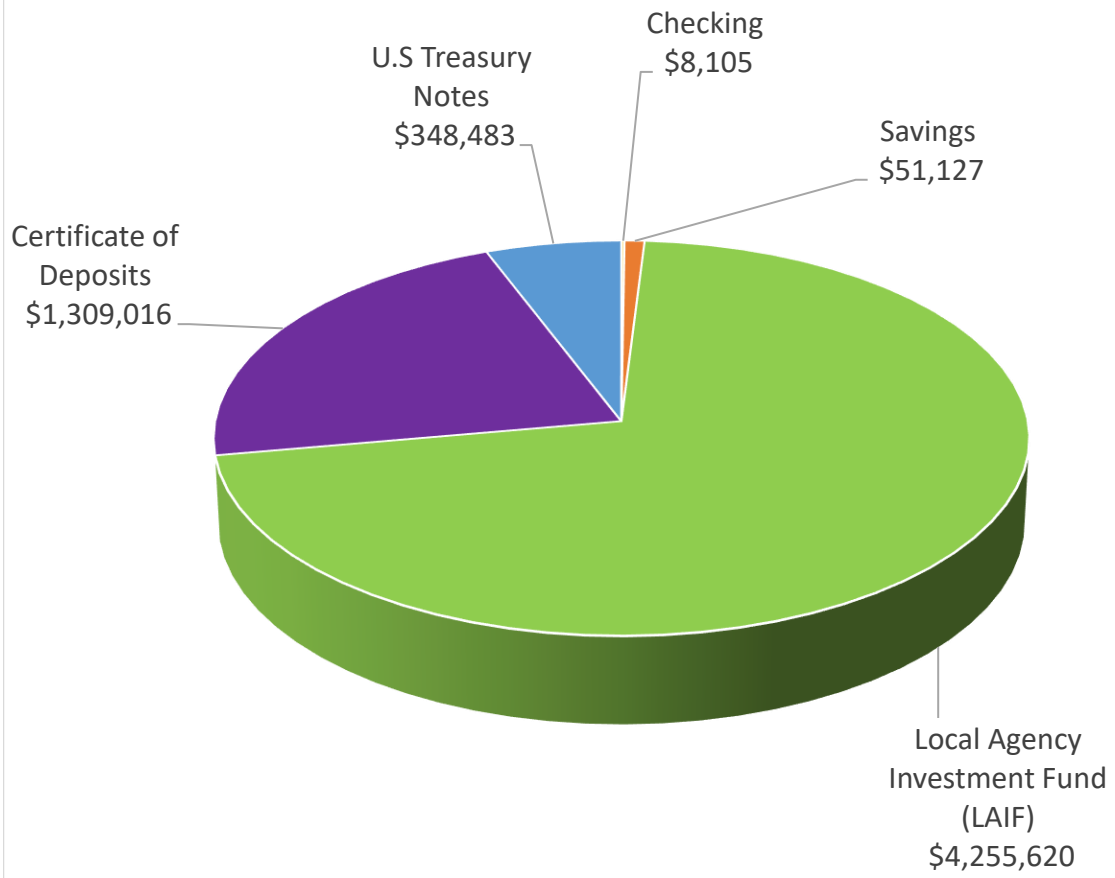
# Pooled Cash Report

Yuima Municipal Water District  
For the Period Ending 10/31/2021

ACCOUNT #	ACCOUNT NAME	BEGINNING BALANCE	CURRENT ACTIVITY	CURRENT BALANCE	
<b>CLAIM ON CASH</b>					
<a href="#">01-1001-000</a>	Claim on Cash - General Fund	3,678,145.21	(415,388.92)	3,262,756.29	
<a href="#">02-1001-000</a>	Claim on Cash - IDA	1,212,686.17	96,744.56	1,309,430.73	
<a href="#">10-1001-000</a>	Claim on Cash - Yuima General Dist	1,090,836.24	(36,610.46)	1,054,225.78	
<a href="#">20-1001-000</a>	Claim on Cash - Improvement District Capital	344,672.80	1,264.45	345,937.25	
<b>TOTAL CLAIM ON CASH</b>		<u>6,326,340.42</u>	<u>(353,990.37)</u>	<u>5,972,350.05</u>	
<b>CASH IN BANK</b>					
<b>Cash in Bank</b>					
<a href="#">99-1000-000</a>	Petty Cash	500.00	0.00	500.00	
<a href="#">99-1000-011</a>	General Checking - NEW	166,589.76	(158,985.11)	7,604.65	
<a href="#">99-1100-015</a>	General Savings	10,053.60	0.08	10,053.68	
<a href="#">99-1100-017</a>	Official Pay Account	37,746.32	3,326.93	41,073.25	
<a href="#">99-1200-020</a>	LAIF State Treasury	4,448,472.72	(192,853.22)	4,255,619.50	
<a href="#">99-1300-030</a>	UBS Money Market - Clearing	1,150.91	0.00	1,150.91	
<a href="#">99-1300-035</a>	Higgins Capital Mgmt - Clearing	2,949.11	(2,949.05)	0.06	
<a href="#">99-1400-040</a>	Texas Capital Bank-CUSIP 88224PLY3	100,138.00	0.00	100,138.00	
<a href="#">99-1400-046</a>	BMO Harris BK - 05600XCG3	99,283.00	(165.00)	99,118.00	
<a href="#">99-1400-053</a>	Sallie Mae CUSIP 795451AN3	250,987.50	(645.00)	250,342.50	
<a href="#">99-1400-054</a>	State Bank of India - 856285VDO	248,705.00	(427.50)	248,277.50	
<a href="#">99-1400-058</a>	Morgan Stanley Bank-61690UUH1	257,610.00	(782.50)	256,827.50	
<a href="#">99-1400-062</a>	Flagstar Bank CUSIP 33847E4D6	99,109.00	0.00	99,109.00	
<a href="#">99-1400-068</a>	American Express Natl Bank-02589AB50	254,562.50	(510.00)	254,052.50	
<a href="#">99-1450-061</a>	FHLB Bond CUSIP 3130AJZ36	99,078.00	0.00	99,078.00	
<a href="#">99-1450-068</a>	FHLB Step-Up CUSIP 3130AMAW2	249,405.00	0.00	249,405.00	
<b>TOTAL: Cash in Bank</b>		<u>6,326,340.42</u>	<u>(353,990.37)</u>	<u>5,972,350.05</u>	
<b>TOTAL CASH IN BANK</b>		<u>6,326,340.42</u>	<u>(353,990.37)</u>	<u>5,972,350.05</u>	
<b>DUE TO OTHER FUNDS</b>					
<a href="#">99-2601-000</a>	Due to Other Funds	6,326,340.42	(353,990.37)	5,972,350.05	
<b>TOTAL DUE TO OTHER FUNDS</b>		<u>6,326,340.42</u>	<u>(353,990.37)</u>	<u>5,972,350.05</u>	
<b>Claim on Cash</b>	5,972,350.05	<b>Claim on Cash</b>	5,972,350.05	<b>Cash in Bank</b>	5,972,350.05
<b>Cash in Bank</b>	<u>5,972,350.05</u>	<b>Due To Other Funds</b>	<u>5,972,350.05</u>	<b>Due To Other Funds</b>	<u>5,972,350.05</u>
<b>Difference</b>	<u>0.00</u>	<b>Difference</b>	<u>0.00</u>	<b>Difference</b>	<u>0.00</u>

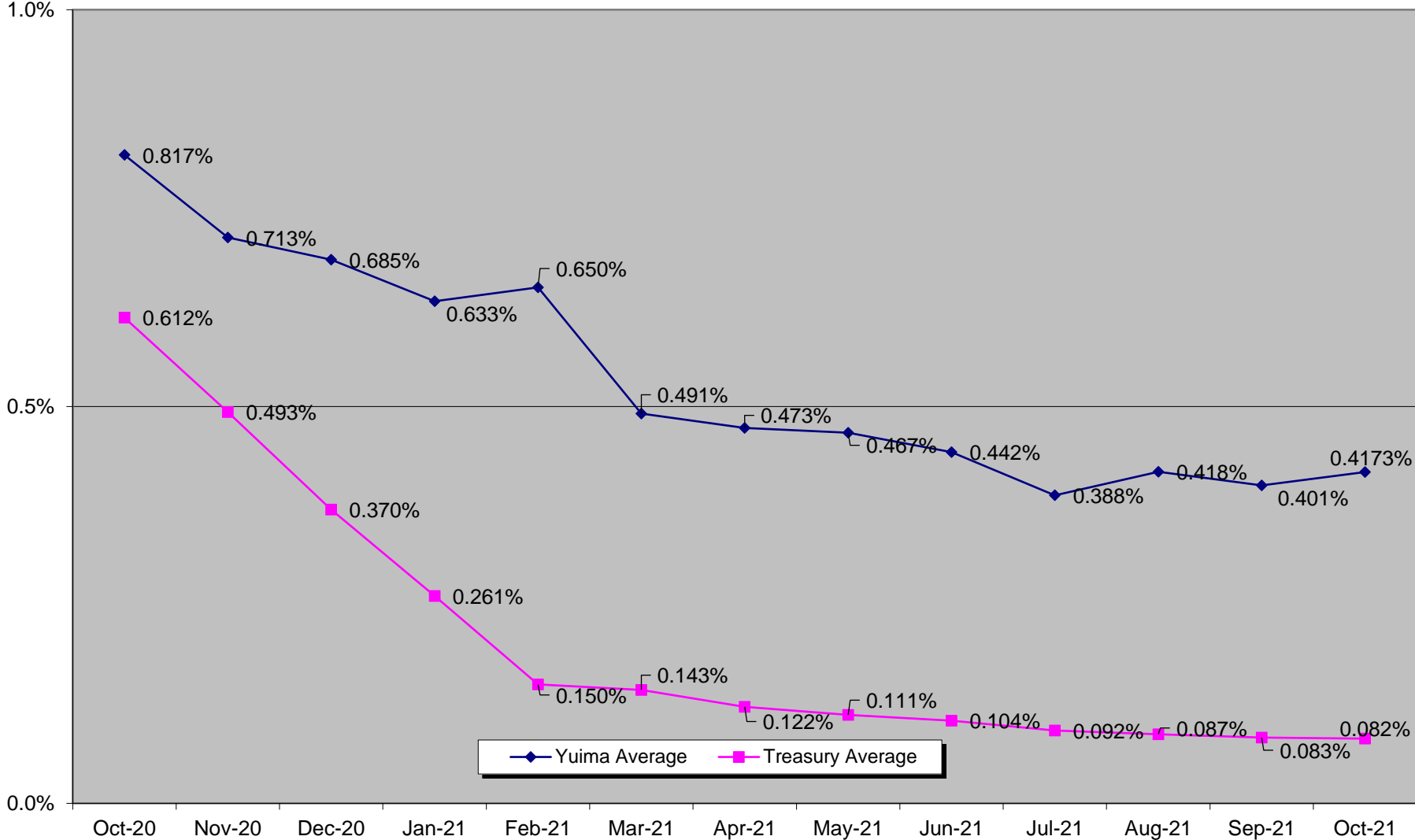
ACCOUNT #	ACCOUNT NAME	BEGINNING BALANCE	CURRENT ACTIVITY	CURRENT BALANCE	
<b>ACCOUNTS PAYABLE PENDING</b>					
<a href="#">01-2555-000</a>	AP Pending - General District	1,978,132.04	(419,392.27)	1,558,739.77	
<a href="#">02-2555-000</a>	AP Pending - IDA	125,325.92	(10,901.17)	114,424.75	
<a href="#">20-2555-000</a>	AP Pending - Improvement District	0.00	167.01	167.01	
<b>TOTAL ACCOUNTS PAYABLE PENDING</b>		<u>2,103,457.96</u>	<u>(430,126.43)</u>	<u>1,673,331.53</u>	
<b>DUE FROM OTHER FUNDS</b>					
<a href="#">99-1501-000</a>	Due From General District	(1,978,132.04)	419,392.27	(1,558,739.77)	
<a href="#">99-1502-000</a>	Due From IDA	(125,325.92)	10,901.17	(114,424.75)	
<a href="#">99-1520-000</a>	Due From Improvement District A Capital	0.00	(167.01)	(167.01)	
<b>TOTAL DUE FROM OTHER FUNDS</b>		<u>(2,103,457.96)</u>	<u>430,126.43</u>	<u>(1,673,331.53)</u>	
<b>ACCOUNTS PAYABLE</b>					
<a href="#">99-2555-000</a>	Accounts Payable	2,103,457.96	(430,126.43)	1,673,331.53	
<b>TOTAL ACCOUNTS PAYABLE</b>		<u>2,103,457.96</u>	<u>(430,126.43)</u>	<u>1,673,331.53</u>	
<b>AP Pending</b>	1,673,331.53	<b>AP Pending</b>	1,673,331.53	<b>Due From Other Funds</b>	1,673,331.53
<b>Due From Other Funds</b>	1,673,331.53	<b>Accounts Payable</b>	1,673,331.53	<b>Accounts Payable</b>	1,673,331.53
<b>Difference</b>	<u>0.00</u>	<b>Difference</b>	<u>0.00</u>	<b>Difference</b>	<u>0.00</u>

**Yuima Municipal Water  
District**  
**Cash & Investments Data**  
**October 31, 2021**  
**\$5,972,350.05**



# Aggregate Yuima Portfolio Yield

October 2020 - October 2021





# PMIA/LAIF Performance Report as of 11/03/21



## PMIA Average Monthly Effective Yields<sup>(1)</sup>

Oct	<b>0.203</b>
Sep	0.206
Aug	0.221

## Quarterly Performance Quarter Ended 09/30/21

LAIF Apportionment Rate <sup>(2)</sup> :	0.24
LAIF Earnings Ratio <sup>(2)</sup> :	0.00006661958813242
LAIF Fair Value Factor <sup>(1)</sup> :	0.999873661
PMIA Daily <sup>(1)</sup> :	0.20%
PMIA Quarter to Date <sup>(1)</sup> :	0.22%
PMIA Average Life <sup>(1)</sup> :	321

## Pooled Money Investment Account Monthly Portfolio Composition <sup>(1)</sup> 09/30/21 \$179.1 billion

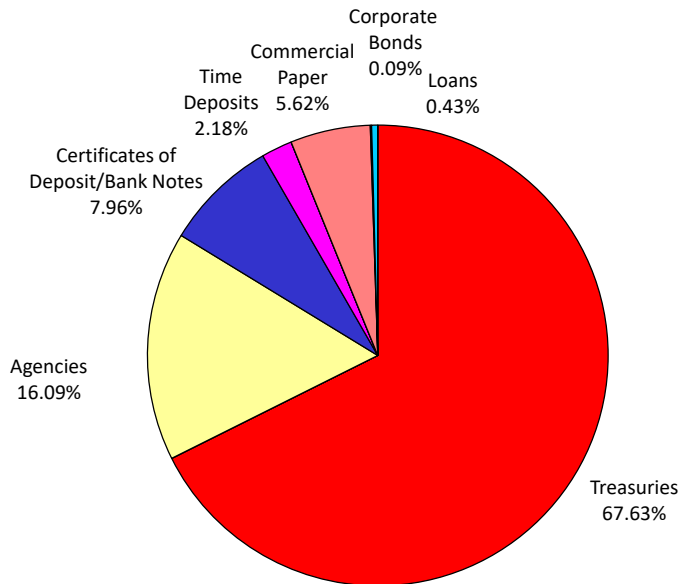


Chart does not include \$8,243,000.00 in mortgages, which equates to 0.004603%. Percentages may not total 100% due to rounding.

Daily rates are now available here. [View PMIA Daily Rates](#)

Notes: The apportionment rate includes interest earned on the CalPERS Supplemental Pension Payment pursuant to Government Code 20825 (c)(1) and interest earned on the Wildfire Fund loan pursuant to Public Utility Code 3288 (a).

Source:

<sup>(1)</sup> State of California, Office of the Treasurer

<sup>(2)</sup> State of California, Office of the Controller



# State of California

## Pooled Money Investment Account

### Market Valuation

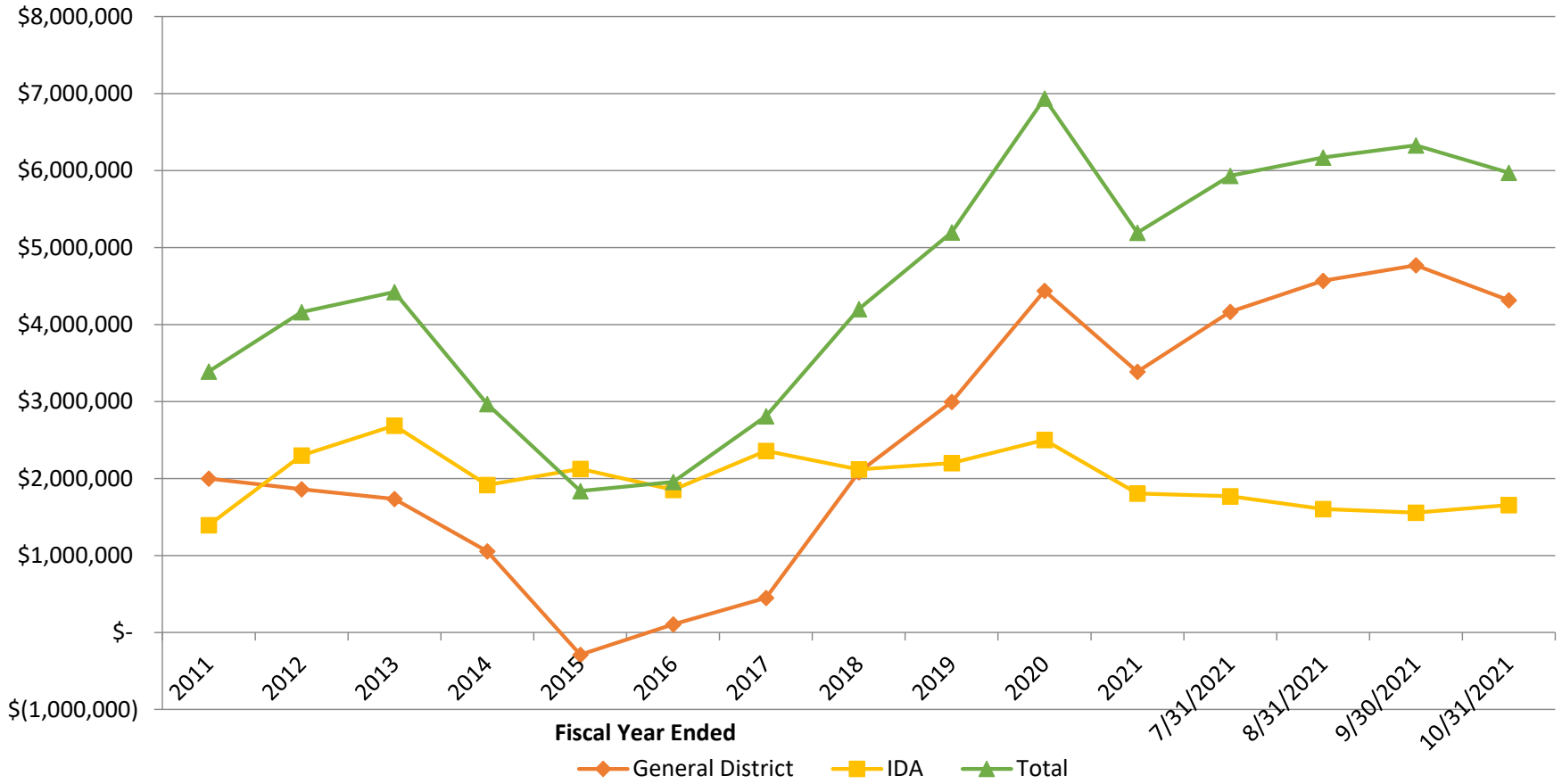
#### 10/31/2021

Description	Carrying Cost Plus Accrued Interest Purch.	Fair Value	Accrued Interest
United States Treasury:			
Bills	\$ 51,528,364,233.43	\$ 51,536,462,500.00	NA
Notes	\$ 66,995,520,746.81	\$ 66,755,995,500.00	\$ 107,797,892.00
Federal Agency:			
SBA	\$ 379,794,651.43	\$ 380,560,115.32	\$ 160,686.50
MBS-REMICs	\$ 7,684,554.49	\$ 8,032,825.82	\$ 35,258.52
Debentures	\$ 10,141,252,331.66	\$ 10,126,777,100.00	\$ 9,034,416.50
Debentures FR	\$ -	\$ -	\$ -
Debentures CL	\$ 800,000,000.00	\$ 793,767,000.00	\$ 745,527.00
Discount Notes	\$ 13,921,695,748.53	\$ 13,922,104,750.00	NA
Supranational Debentures	\$ 1,922,465,207.67	\$ 1,910,733,500.00	\$ 4,097,629.50
Supranational Debentures FR	\$ 100,005,722.97	\$ 100,016,723.66	\$ 17,030.56
CDs and YCDs FR	\$ -	\$ -	\$ -
Bank Notes	\$ 50,000,000.00	\$ 49,988,446.23	\$ 20,833.33
CDs and YCDs	\$ 12,100,000,000.00	\$ 12,098,277,792.84	\$ 4,034,013.86
Commercial Paper	\$ 10,353,697,111.07	\$ 10,355,675,099.93	NA
Corporate:			
Bonds FR	\$ -	\$ -	\$ -
Bonds	\$ 250,117,950.28	\$ 247,515,080.00	\$ 884,925.30
Repurchase Agreements	\$ -	\$ -	\$ -
Reverse Repurchase	\$ -	\$ -	\$ -
Time Deposits	\$ 3,941,500,000.00	\$ 3,941,500,000.00	NA
PMIA & GF Loans	\$ 775,298,000.00	\$ 775,298,000.00	NA
<b>TOTAL</b>	<b>\$ 173,267,396,258.34</b>	<b>\$ 173,002,704,433.80</b>	<b>\$ 126,828,213.07</b>

Fair Value Including Accrued Interest \$ 173,129,532,646.87

Repurchase Agreements, Time Deposits, PMIA & General Fund loans, and Reverse Repurchase agreements are carried at portfolio book value (carrying cost).

# Cash Position





II.  
ACTION & DISCUSSION

Check Date: 11/04/2021

Supplier Number: 0000011194

Check No: 540148

Invoice Number	Invoice Date	Voucher Id	Gross Amount	Discount Taken	Late Charge	Paid Amount
110121 YuimaMWD	Nov/01/2021	00357602	85,129.98	0.00	0.00	85,129.98

Check Number	Date	Total Gross Amount	Total Discounts	Total Late Charge	Total Paid Amount
40148	11/04/2021	\$85,129.98	\$0.00	\$0.00	\$85,129.98

WARNING! DO NOT ACCEPT THIS CHECK UNLESS THE PINK LOCK & KEY ICONS FADE WHEN WARMED AND YOU CAN SEE HEXAGONS IN A DUAL-TONE TRUE WATERMARK WHEN HELD TO THE LIGHT



**San Diego County Water Authority**  
4677 Overland Avenue  
San Diego CA 92123

Date

11/04/2021

WELLS FARGO

401 "B" Street, Suite 2201  
San Diego CA 92101  
11-24/1210(8)

540148

Void After 180 Days

Pay Amount \$85,129.98\*\*\*


Pay \*\*\*\*EIGHTY-FIVE THOUSAND ONE HUNDRED TWENTY-NINE AND 98/100 DOLLAR \*\*\*

To The Order Of

Yuima Municipal Water District  
Po Box 177  
Pauma Valley CA 92061

Authorized Signature

⑈ 540148 ⑆ 21000248 ⑆ 4159417138 ⑈



**December 13, 2021**

**TO: Honorable President and Board of Directors**

**FROM: Amy Reeh, General Manager**

**SUBJECT: Update to the District's Rules and Regulations Governing Water Service**

**BACKGROUND**

San Diego County Water Authority Capacity Charges:

The San Diego County Water Authority has adopted new rates for the 2022 calendar year. The Capacity Charge, which is the fee charged to all new meter installations, has increased 0.3%.

San Diego County Water Authority Fixed Cost Pass Through Charges:

The Water Authority has also recalculated the new Fixed Cost charges based the District's rolling average demand. The Fixed Cost pass through charges consist of the following fees: Customer Service, Storage, Supply Reliability, Readiness-to-Serve, and Peak Demand Capacity. These Fixed Costs are considered a direct pass through to Yuima customers using the same methodology the Water Authority uses to determine the District's charges.

Conveyance (Wheeling) Rate:

In accordance with the District's Rules & Regulations governing Water Service §19.4, first adopted on April 28, 2014 and the Supply Conveyance and Exchange revised in August of 202; the Conveyance and Exchange rate shall be adjusted annually each year, based on a 10-year rolling average of the year-end audited District costs. The fair and reasonable cost recovery calculation components include, but are not limited to:

- a) Water distribution system capital, operational and maintenance costs;
- b) Water distribution system indirect support costs including, but not limited to, billing, meter reading and similar services;
- c) Water system value of capital assets (with annual CCI increase), net of depreciation and the replacement and refurbishment costs attributable to the proposed use;
- d) Water treatment costs; and
- e) General and Administrative costs

**RECOMMENDATION**

That the Board approve the proposed changes to the District's Rules & Regulations Governing Water Service.

SUBMITTED BY:

A handwritten signature in blue ink that reads "Amy Reeh".

---

**Amy Reeh**  
**General Manager**

RESOLUTION NO. \_\_\_\_\_

**RESOLUTION OF THE BOARD OF DIRECTORS OF  
THE YUIMA MUNICIPAL WATER DISTRICT  
ADOPTING SCHEDULE OF RATES, RENTALS,  
FEES, DEPOSITS AND CHARGES AND  
AMENDING RULES AND REGULATIONS  
GOVERNING WATER SERVICE**

**(Schedule of Rates, Rentals, Fees, Deposits & Charges)  
(Capacity Charges 14.7, SDCWA Fixed Charges 15.3.1 and 19.4 Conveyance  
(Wheeling) Rate**

WHEREAS, from time to time the schedule of rates, rentals, fees, deposits and charges must to be adjusted to reflect the district costs, and

WHEREAS, the board has reviewed and approved a revised schedule of capacity charges, SDCWA Fixed Cost Pass Through Charges and Conveyance Fee calculation; and determined that this schedule be incorporated into the district rules and regulations governing water service.

NOW THEREFORE BE IT RESOLVED by the board of Directors of YUIMA MUNICIPAL WATER DISTRICT that Sections 14.7, 15.3.1 and 19.4 of the District's Rules and Regulations Governing Water Service are hereby amended as provided in the attachment hereto, and the substitute pages also attached hereto is hereby approved for incorporation into the District's Rules and Regulations.

PASSED AND ADOPTED this 13th day of December, 2021 at a special meeting of the Board of Directors of YUIMA MUNICIPAL WATER DISTRICT by the following roll-call vote:

AYES:  
NOES:  
ABSENT:  
ABSTAIN

\_\_\_\_\_

Roland Simpson, President  
Yuima Municipal Water District

ATTEST:

\_\_\_\_\_

Don Broomell, Secretary / Treasurer  
Yuima Municipal Water District

conducted at the applicant's expense, and the applicant shall deposit \$1,500 with the District at the time of application to be applied to the cost of the study.

The following acreage ranges shall determine the maximum size meter allowed on a parcel of land:

Parcel Size		Maximum Meter Size
Lot to	3 acres	Under 1"
3+ to	8 acres	1"
8+ to	16 acres	1 1/2"
16+ to	20 acres	2"
20+ to	60 acres	3"
60+ to	80 acres	4"
80+ to	105 acres	5"
105+ to	216 acres	6"
216+ to	450 acres	8"

**SAN DIEGO COUNTY WATER AUTHORITY – CAPACITY CHARGES:**

Meter Size (inches)	ME Factor	System Capacity Charge	Water Treatment Capacity Charge
Less Than 1"	1	\$5,3125,328	\$148,149
1"	1.6	8,4998,525	237,238
1 1/2"	3	15,93615,984	444,447
2"	5.2	27,62227,706	770,775
3"	9.6	50,99551,149	1,421,430
4"	16.4	87,11787,379	2,427,443
6"	30	159,360159,840	4,440,470
8"	52	276,224277,056	7,696,748
10"	78	414,336415,584	11,544,622
12"	132	701,184703,296	19,536,668

The San Diego County Water Authority Capacity Charges are a direct pass through. Charges are collected at the time of meter application and remitted to the San Diego County Water Authority. Effective 1/1/2020

**15.3.1 SDCWA & MET FIXED CHARGES**

	<u>CY 2021-2022</u>
Capacity Allocation / Reservation Charge (MET Fixed Charge)	\$146,988173,833
Customer Service Charge (CWA Fixed Charge)	\$322,404338,626
Storage Charge (CWA Fixed Charge)	\$222,132216,542
Supply Reliability Charge (CWA Fixed Charge)	\$105,553115,256
Readiness-to-Serve Charge (MET Fixed Charge)	\$156,745182,501

The SDCWA & MET Fixed Charges are levied as *direct pass through* based on the same methodology as SDCWA & MET uses to allocate the charges to the District. These charges or credits will show as a separate line item on the water bill based on each customers rolling average.

<b>16.1</b>	<b><u>QUANTITY CHARGE:</u></b>	(Regular Service) *
		Rate per 100
		<u>Cubic Feet</u>
	Agricultural Service (TSAWR)	\$ 3.2606 (rate code C & AY)

## **19. Section 19 – SUPPLY CONVEYANCE AND EXCHANGE POLICY**

### **19.1 GENERAL**

California Water Code §1810 provides that neither the state, nor any regional or local public agency may deny a bona fide transferor of water the use of a water conveyance facility (water wheeling) which has unused capacity, for the period of time for which that capacity is available, if fair compensation is paid for the use.

Fair Compensation is defined as reasonable charges incurred by the owner of the conveyance system, including capital, operation, maintenance and replacement costs, and increased costs from any necessitated purchase of supplemental power.

### **19.2 PURPOSE**

The purpose of the Section is to set forth policy guidelines by which the District will address the financial and operational components of water system access, as well as impacts on water quality and current customers.

### **19.3 POLICY PRINCIPLES**

Requests for access to District owned and operated water conveyance facilities (water wheeling) shall be evaluated using the following policy guidelines:

- a) Evaluation and the granting of access shall be made in a manner consistent with California water law; and
- b) The review and approval of access shall ensure no harm to existing District customers;
- c) Criteria for consideration shall serve to protect the District's financial position, operational performance, and quality of service delivered; and
- d) The District will facilitate acceptable and appropriate water system access.

### **19.4 COST RECOVERY**

Cost for access to water conveyance systems shall be recovered on a uniform rate basis and include the proportionate cost of such access, encompassing all aspects of the District's integrate water distribution network.

Such costs for access shall be proportionately recovered on a per-acre-foot charge that, at a minimum, includes:

- a) Water distribution system capital, operational and maintenance costs;
- b) Water distribution system indirect support costs including, but not limited to, billing, meter reading, and similar services;
- c) Water system value of capital assets (with annual CCI increase), net of depreciation, and the replacement and refurbishment costs attributable to the proposed use;
- d) Water treatment costs; and
- e) General and administrative costs.

The District shall not be responsible for other potential costs such as, but not limited to, those associated with pre-treatment, environmental, or regulatory concerns, which shall be the responsibility of those wheeling water through the District's system.

**17.5**            **CONTRACT SERVICE:**

Fees, rates & charges shall be the same as regular service of a like class.

**18.3.6**           **WHOLESALE SERVICE:**

<u>Ultimate Use</u>	<u>Rate Per 100 Cubic Feet*</u>
---------------------	---------------------------------

More than 50% for agricultural purposes (Wholesale Agricultural)	3.2606(rate code D)
--	---------------------

50% or less for agricultural purposes (Wholesale Domestic)	4.2490(rate code A, AC)
--	-------------------------

- Plus appropriate pumping zone and improvement district charges.
- 

**19.4**            **CONVEYANCE (WHEELING) RATE:**

Wheeling Rate per acre foot Yuima General District ~~—————~~ \$434.93572.04 effective 1/1/~~2019~~2022

- Plus appropriate pumping zone charge.
- Plus \$5,000 application fee

## YUIMA MUNICIPAL WATER DISTRICT - WHEELING RATE CALCULATION

### (Uniform Rate) Pays for a proportionate share of the entire integrated system

Wheeling Rate based on the "Yuima" portion of the rate.  
General District

From Audit Report Figures

	10 YR Rolling AVG	FY21	FY 2020	FY2019	FY 2018	FY 2017	FY 2016	FY 2015	FY 2014	FY 2013	FY 2012
Acre feet	4,608	5,703	4,831	4,895	6,103.9	4,512.6	3,743.3	4888.6	4966.1	3573.8	2859.6
Total Expenditures	2,635,711	8,396,991	2,438,293	2,607,603	2,674,982	2,384,263	982,834	1,424,757	2,820,294	1,414,202	1,212,888
<b>Equals Average Cost per AF Conveyance Fee</b>	<b>\$572.04</b>	\$1,472.41	\$504.77	\$532.74	\$438.24	\$528.36	\$262.56	\$291.44	\$567.91	\$395.71	\$424.15

per acre foot

Plus Yuima General District Pump Zone 103.48

**Total per Acre Foot Cost to Convey (Wheel) Water through Yuima General District \$675.52**

	2020/21	2019/2020	2018/2019	2017/2018	2016/2017	2015/2016	2014/2015	2013/2014
Total Operating Expenses	9,575,500	7,898,173	7,945,795	9,283,482.00	6,506,890	5,223,036	6,491,556	7,866,233
Plus Current Value of Pumping and Transmission & Distribution Capital Assets w/ CCI increase calculation	7,260,616.30	1,216,986	1,289,646	1,361,451.78	1,418,199			
Less Cost of Water Sold	7,932,038	6,268,424	6,149,195	7,430,243.00	5,099,401	3,885,100	4,634,375	4,585,308
Less Pumping Expense	507,087	408,442	478,643	539,709.00	441,425	355,102	432,424	460,631
<b>Net Total Expenditures &amp; Value of Capital Assets</b>	<b>8,396,991.44</b>	<b>2,438,293.40</b>	<b>2,607,603.47</b>	<b>2,674,981.78</b>	<b>2,384,262.92</b>	<b>982,834.00</b>	<b>1,424,757.00</b>	<b>2,820,294.00</b>

\*Note: Large increase due to capitalization of New Forebay Pumpstation.



Calculation - Value of Pumping and T & D Capital Assets with CCI Increase.

	2020/21
Pumping Capital Asset Value Net of Depreciation	\$ 5,364,183.67
Plus Transmission & Distribution Capital Asset Value Net of Depreciation	1,069,454.71
Equals Total Value	\$ 6,433,638.38
Multiplied by CCI Increase (Annual Increase each August)	11.20%
Plus CCI Increase for Replacement of Infrastructure	826,977.92
<b>Total Value for Calculation</b>	<b>7,260,616.30</b>

<b>Conveyance (Wheeling) Rate Calculation Methodology</b>
Pumping Capital Asset Value Net of Depreciation
Plus Transmission & Distribution Capital Asset Value Net of Depreciation
<b>Equals Total Value</b>
Multiplied by CCI Increase (Annual Increase each August)
Plus CCI % Increase for Infrastructure Replacement
<b>Equals Total Value for Rate Calculation</b>
Total Operating Expenses
Plus Current Value of Pumping and Transmission & Distribution Capital Assets w/ CCI increase calculation
Less Cost of Water Sold
Less Pumping Expense
<b>Equals Net Total Expenditures &amp; Value of Capital Assets to use in 10 year average</b>
Total Expenditures
Divided by Acre feet delivered through system
<b>Equals Average Cost per AF for Conveyance (Wheeling) Rate</b>

*\*Cost per acre foot is to address infrastructure usage and does not include the cost to pumping fee (electrical cost to pump the water through the system). The pumping fee (based on Pump Zone) is additional to the cost per acre foot to transfer water through District infrastructure.*

III.  
INFORMATION / REPORTS

**YUIMA MUNICIPAL WATER DISTRICT**  
**ADMINISTRATIVE REPORT**

**December 2021**

**Amy Reeh**  
**General Manager**

**ANNEXATIONS/NEW SERVICE REQUESTS**

Pauma Valley Water Company (PVWC) The PVWC annexation is being paid for with grant funds and completed by the Sacramento State Water Program. The team is currently waiting for NV5 to complete the engineering reports, including the water impact study for Yuima. The Annexation Team met virtually on October 6<sup>th</sup> and it was discussed that the team had not yet met spoken to Metropolitan or LAFCO regarding the “cherry picking” of parcels. Sean Sterchi from the SDRCB indicated that this was a fatal flaw. It was made clear that the ability to only annex the domestic parcels and not the agriculture parcels must be approved. It was also discussed that a “plan b” needs to be developed to perhaps annex in all of the parcels but only give connections to Yuima to the domestic parcels. The team is currently waiting to see what discussions with Metropolitan and LAFCO reveal.

**DISTRICT BUSINESS**

***Drought Situation** – \* UPDATE: The San Diego County Water Authority enacted their Drought Contingency Plan – Level 1 at the October Board meeting. Yuima has been at Level 1 of their Drought Conditions Plan since 2016. In accordance with the plan Yuima will not increase it’s drought level until mandatory restrictions / cutbacks are implemented by either the State or SDCWA. The current water situation along the Colorado River, Lake Mean and Lake Powell remain severe resulting in the first ever Lower Basin shortage and requiring cutbacks to Arizona, Nevada and Mexico. According to the Colorado River Drought Contingency Plan, once Lake Mead reaches a certain elevation, specific states will have their allocation of Colorado River supplies reduced. Beginning in 2022 Arizona, Nevada and Mexico will have a reduction in their Colorado River supply allocation. The State of California is the last state to have a reduction implemented. The reduction will occur if Lake Mead reaches the 1045’ elevation*

At that time, California will have their Colorado River supplies reduce by 200,000 acre feet per year. If the elevation in Lake Mead reaches 1025-foot mark, then California will have its reduction increased to 350,000 acre feet per year. The current elevation level of Lake Mead is 1067.

The month of October showed conservation efforts were increasing with a total statewide conservation of 13.2% from October 2020. However, conditions continue to worsen and it appears that blanket, mandatory reductions will be necessary.

Staff is currently working on the 2020/21 Annual Comprehensive Financial Report to be submitted to the Government Finance Officers Association by December 31, 2021.

## **REPORTING**

The District has completed the transition and enrollment process for the Permanent Special Agricultural Water Rate Program. Almost all of the agricultural customers have enrolled and will continue to receive the benefit of the discounted rate. The Board will consider a rate increase to IDA in January to ensure that the cost benefit differential is reflected in the IDA agricultural water rate.

The State Water Resources Control Board (SWRCB) has requested that the District assist them with updating some records that are missing from their current operating permit file for Yuima. The SWRCB provided the District with a 66-page document to complete in assistance with completing their missing documents and information.

The SWRCB was advised that we would assist as our workload and time permits but that we have limited staff and many other operational requirements that take precedence. *The District continues to work on this very cumbersome and time consuming task.*

## **Groundwater Sustainability Plan**

The draft GSP document was posted for public review and comment on November 23, 2021. The GSA held a final stakeholder outreach meeting to do a summary review of the final document and answer any questions. Official comments of the draft plan must be submitted to the District by January 7, 2022. The GSP will be brought before the Yuima Board at the January 24<sup>th</sup> meeting for approval to submit to the State by January 31, 2022.

**Yuima Municipal Water District - Production/Consumption Report**

YUIMA GENERAL DISTRICT	FISCAL				CALENDAR	
	Oct-21	Sep-21	2021-22	2020-21	2021	2020
<b>Produced and Purchased Water</b>						
11-1590 IDA	0.0	0.0	0.0	63.1	42.8	20.3
10-1009 SDCWA	361.6	657.5	2488.1	5610.9	4375.8	5068.5
10-1001 SCHOEPE	3.4	4.5	19.1	124.8	80.2	140.0
<b>Total Produced and Purchased</b>	<b>365.0</b>	<b>662.0</b>	<b>2507.2</b>	<b>5798.8</b>	<b>4498.8</b>	<b>5228.8</b>
<b>Consumption</b>						
CUSTOMERS GENERAL DISTRICT	135.2	222.1	910.7	2621.4	1912.1	2380.1
10-2100 TAP 1	81.5	144.1	555.4	1063.4	895.6	1025.9
990 minus 20-2008 TAP 2	72.5	193.4	643.3	1179.7	980.1	984.9
10-1200 TAP 3	71.8	102.3	366.5	838.5	705.2	737.4
<b>Total Consumption - Yuima</b>	<b>361.0</b>	<b>662.0</b>	<b>2476.0</b>	<b>5702.9</b>	<b>4493.0</b>	<b>5128.3</b>
Storage Level Changes	-3.0	4.2	-4.4	1.4	3.1	-2.9
Slippage - Acre Feet	1.1	4.3	26.8	97.3	8.9	97.6
<b>Slippage %</b>	<b>0.3</b>	<b>0.6</b>	<b>1.1</b>	<b>1.7</b>	<b>0.2</b>	<b>1.9</b>
<b>IMPROVEMENT DISTRICT "A"</b>						
<b>Produced Strub Zone Wells</b>						
20-2012 RIVER WELL 12	15.2	19.6	74.9	204.0	171.1	198.8
20-2091 RIVER WELL 19A	31.3	41.7	158.7	429.7	349.6	396.1
20-2020 RIVER WELL 20A	0.0	0.0	22.1	227.7	105.2	296.4
20-2025 RIVER WELL 25	21.1	27.1	103.4	299.8	247.8	288.5
20-2022 FAN WELL 22	15.0	4.2	29.8	183.0	126.3	170.2
<b>Total Produced Strub Zone Wells</b>	<b>82.6</b>	<b>92.6</b>	<b>389.0</b>	<b>1344.2</b>	<b>1000.0</b>	<b>1350.0</b>
<b>Produced Fan Wells</b>						
20-2007 WELL 7A	0.0	0.0	0.0	1.4	0.5	1.1
20-3000 WELL 10	0.0	0.0	0.0	2.9	0.1	2.8
20-2014 WELL 14	14.3	23.4	88.0	256.9	197.3	218.5
20-2017 WELL 17	7.8	12.1	48.0	141.5	105.4	107.0
20-2018 WELL 18	0.0	2.9	10.4	29.6	13.9	32.7
20-2023 WELL 23	3.7	5.5	19.2	48.4	38.8	43.7
20-2024 WELL 24	6.6	10.2	34.5	98.4	73.4	91.3
20-2029 WELL 29	5.9	13.0	45.8	105.3	83.8	81.3
20-20410-500 HORIZONTAL WELLS	7.9	8.7	35.9	125.3	100.8	158.6
Code K Usage WELL USE AGREEMENTS ("K")	19.1	19.5	79.7	229.8	180.4	217.8
<b>Total Produced Fan Wells</b>	<b>65.3</b>	<b>95.4</b>	<b>361.5</b>	<b>1039.5</b>	<b>794.3</b>	<b>954.9</b>
<b>Total Produced Strub and Fan Wells</b>	<b>147.9</b>	<b>188.0</b>	<b>750.5</b>	<b>2383.7</b>	<b>1794.3</b>	<b>2304.9</b>
<b>Purchased Water</b>						
10-2100 TAP 1	81.5	144.1	555.4	1063.4	895.6	1025.9
990 minus 20-2008 TAP 2	72.5	193.4	643.3	1179.7	980.1	984.9
10-1200 TAP 3	71.8	102.3	366.5	838.5	705.2	737.4
<b>Total Purchased Water</b>	<b>225.8</b>	<b>439.9</b>	<b>1565.3</b>	<b>3081.5</b>	<b>2580.9</b>	<b>2748.2</b>
<b>Total Produced and Purchased</b>	<b>373.7</b>	<b>627.8</b>	<b>2315.8</b>	<b>5465.2</b>	<b>4375.2</b>	<b>5053.1</b>
<b>Consumption</b>						
CUSTOMERS IDA	370.5	647.5	2185.4	5257.9	4131.8	4817.4
Interdepartmental to Y	0.0	0.0	0.0	56.5	42.8	14.1
<b>Total Consumption - IDA</b>	<b>370.5</b>	<b>647.5</b>	<b>2185.4</b>	<b>5314.3</b>	<b>4174.6</b>	<b>4831.5</b>
Storage Level Changes	10.0	-5.1	5.7	2.2	10.8	-2.8
Slippage - Acre Feet	13.2	-24.8	136.2	153.0	211.4	218.7
<b>Slippage %</b>	<b>3.5</b>	<b>-3.9</b>	<b>5.9</b>	<b>2.8</b>	<b>4.8</b>	<b>4.3</b>
<b>Combined General District and IDA</b>						
PRODUCED YUIMA	365.0	662.0	2507.2	5798.8	4498.8	5228.8
PRODUCED IDA	147.9	188.0	750.5	2383.7	1794.3	2304.9
<b>Total Produced and Purchased</b>	<b>512.9</b>	<b>850.0</b>	<b>3257.7</b>	<b>8182.5</b>	<b>6293.1</b>	<b>7533.7</b>
<b>Consumption</b>	<b>505.7</b>	<b>869.6</b>	<b>3096.1</b>	<b>7879.3</b>	<b>6043.9</b>	<b>7197.5</b>
Storage Level Changes	7.0	-0.9	1.3	3.6	13.9	-5.7
Slippage - Acre Feet	14.2	-20.5	163.0	250.3	220.3	316.3
<b>Slippage %</b>	<b>2.8</b>	<b>-2.4</b>	<b>5.0</b>	<b>3.1</b>	<b>3.5</b>	<b>4.2</b>

**Notes:**

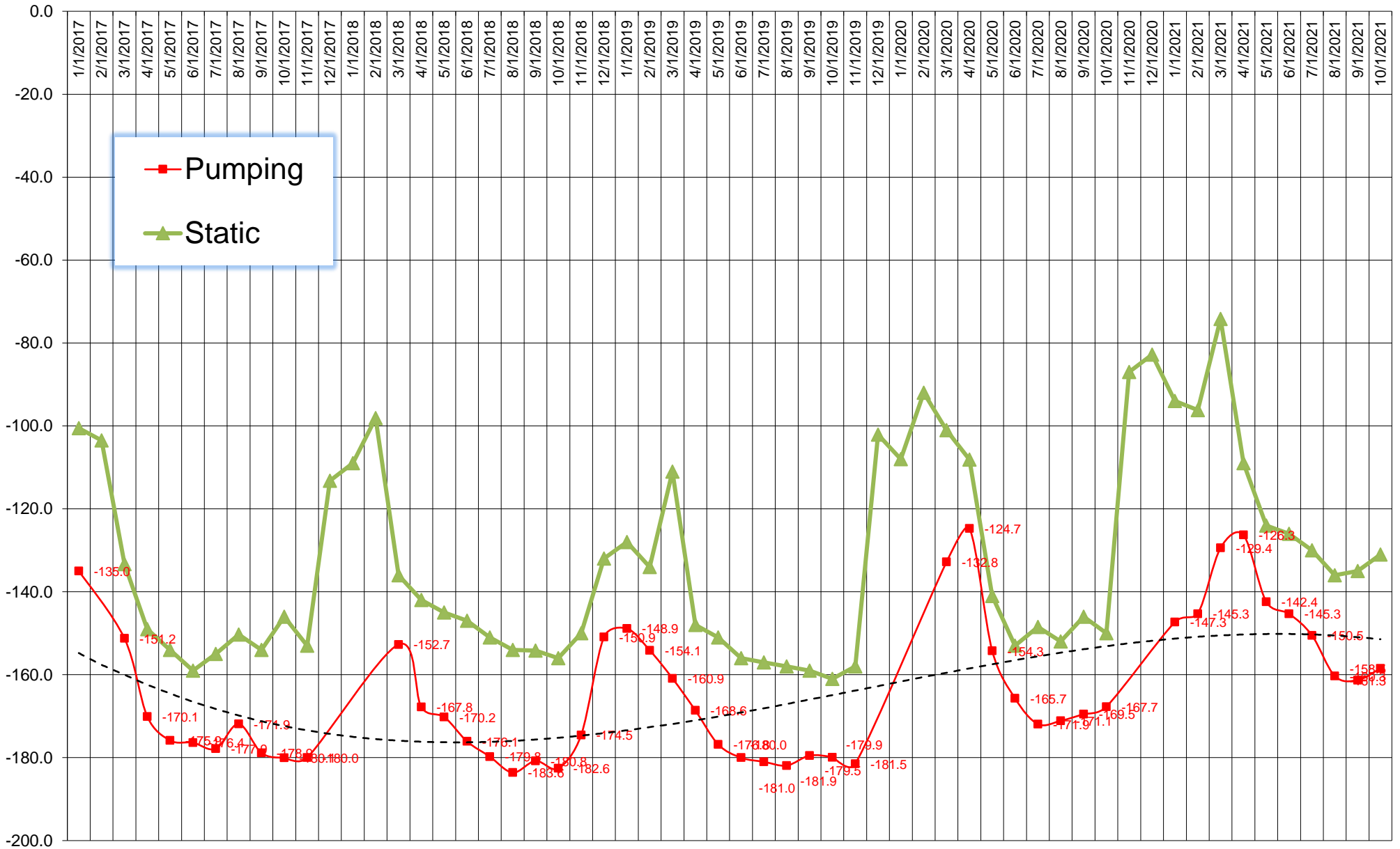
2.25 A.F. to waste from Horizontal Wells (Dunlap overflow)

**Yuima Municipal Water District - Production/Consumption Report**

YUIMA GENERAL DISTRICT	FISCAL				CALENDAR	
	Nov-21	Oct-21	2021-22	2020-21	2021	2020
<b>Produced and Purchased Water</b>						
11-1590 IDA	0.0	0.0	0.0	63.1	42.8	20.3
10-1009 SDCWA	552.5	361.6	3040.7	5610.9	4928.3	5068.5
10-1001 SCHOEPE	6.8	3.4	25.8	124.8	87.0	140.0
<b>Total Produced and Purchased</b>	<b>559.3</b>	<b>365.0</b>	<b>3066.5</b>	<b>5798.8</b>	<b>5058.1</b>	<b>5228.8</b>
<b>Consumption</b>						
CUSTOMERS GENERAL DISTRICT	198.1	135.2	1108.8	2621.4	2110.2	2380.1
10-2100 TAP 1	170.1	81.5	725.5	1063.4	1065.8	1025.9
990 minus 20-2008 TAP 2	94.5	72.5	737.9	1179.7	1074.6	984.9
10-1200 TAP 3	102.1	71.8	468.7	838.5	807.3	737.4
<b>Total Consumption - Yuima</b>	<b>564.8</b>	<b>361.0</b>	<b>3040.9</b>	<b>5702.9</b>	<b>5057.9</b>	<b>5128.3</b>
Storage Level Changes	0.0	-3.0	-4.4	1.4	3.1	-2.9
Slippage - Acre Feet	-5.5	1.1	21.4	97.3	3.4	97.6
<b>Slippage %</b>	<b>-1.0</b>	<b>0.3</b>	<b>0.7</b>	<b>1.7</b>	<b>0.1</b>	<b>1.9</b>
<b>IMPROVEMENT DISTRICT "A"</b>						
<b>Produced Strub Zone Wells</b>						
20-2012 RIVER WELL 12	22.4	15.2	97.3	204.0	193.6	198.8
20-2091 RIVER WELL 19A	44.0	31.3	202.7	429.7	393.6	396.1
20-2020 RIVER WELL 20A	15.8	0.0	38.0	227.7	121.1	296.4
20-2025 RIVER WELL 25	32.5	21.1	136.0	299.8	247.8	288.5
20-2022 FAN WELL 22	22.7	15.0	52.5	183.0	149.0	170.2
<b>Total Produced Strub Zone Wells</b>	<b>137.5</b>	<b>82.6</b>	<b>526.5</b>	<b>1344.2</b>	<b>1105.0</b>	<b>1350.0</b>
<b>Produced Fan Wells</b>						
20-2007 WELL 7A	0.0	0.0	0.0	1.4	0.5	1.1
20-3000 WELL 10	0.0	0.0	0.0	2.9	0.1	2.8
20-2014 WELL 14	30.8	14.3	118.8	256.9	228.1	218.5
20-2017 WELL 17	13.8	7.8	61.7	141.5	119.1	107.0
20-2018 WELL 18	2.2	0.0	12.6	29.6	16.1	32.7
20-2023 WELL 23	6.3	3.7	25.4	48.4	45.0	43.7
20-2024 WELL 24	14.5	6.6	49.0	98.4	87.8	91.3
20-2029 WELL 29	10.7	5.9	56.5	105.3	94.4	81.3
20-20410-500 HORIZONTAL WELLS	10.0	7.9	45.9	125.3	110.9	158.6
Code K Usage WELL USE AGREEMENTS ("K")	27.4	19.1	107.1	229.8	207.7	217.8
<b>Total Produced Fan Wells</b>	<b>115.5</b>	<b>65.3</b>	<b>477.1</b>	<b>1039.5</b>	<b>909.8</b>	<b>954.9</b>
<b>Total Produced Strub and Fan Wells</b>	<b>253.0</b>	<b>147.9</b>	<b>1003.5</b>	<b>2383.7</b>	<b>2014.7</b>	<b>2304.9</b>
<b>Purchased Water</b>						
10-2100 TAP 1	170.1	81.5	725.5	1063.4	1065.8	1025.9
990 minus 20-2008 TAP 2	94.5	72.5	737.9	1179.7	1074.6	984.9
10-1200 TAP 3	102.1	71.8	468.7	838.5	807.3	737.4
<b>Total Purchased Water</b>	<b>366.8</b>	<b>225.8</b>	<b>1932.1</b>	<b>3081.5</b>	<b>2947.7</b>	<b>2748.2</b>
<b>Total Produced and Purchased</b>	<b>619.8</b>	<b>373.7</b>	<b>2935.6</b>	<b>5465.2</b>	<b>4962.4</b>	<b>5053.1</b>
<b>Consumption</b>						
CUSTOMERS IDA	588.2	370.5	2773.6	5257.9	4720.1	4817.4
Interdepartmental to Y	0.0	0.0	0.0	56.5	42.8	14.1
<b>Total Consumption - IDA</b>	<b>588.3</b>	<b>370.5</b>	<b>2773.6</b>	<b>5314.3</b>	<b>4762.9</b>	<b>4831.5</b>
Storage Level Changes	-8.1	10.0	-2.4	2.2	2.7	-2.8
Slippage - Acre Feet	23.4	13.2	159.6	153.0	202.3	218.7
<b>Slippage %</b>	<b>3.8</b>	<b>3.5</b>	<b>5.4</b>	<b>2.8</b>	<b>4.1</b>	<b>4.3</b>
<b>Combined General District and IDA</b>						
PRODUCED YUIMA	559.3	365.0	3066.5	5798.8	5058.1	5228.8
PRODUCED IDA	253.0	147.9	1003.5	2383.7	2014.7	2304.9
<b>Total Produced and Purchased</b>	<b>812.3</b>	<b>512.9</b>	<b>4070.1</b>	<b>8182.5</b>	<b>7072.9</b>	<b>7533.7</b>
<b>Consumption</b>	<b>786.4</b>	<b>505.7</b>	<b>3882.4</b>	<b>7879.3</b>	<b>6830.3</b>	<b>7197.5</b>
Storage Level Changes	-8.1	7.0	-6.8	3.6	5.8	-5.7
Slippage - Acre Feet	17.9	14.2	181.0	250.3	205.7	316.3
<b>Slippage %</b>	<b>2.2</b>	<b>2.8</b>	<b>4.4</b>	<b>3.1</b>	<b>2.9</b>	<b>4.2</b>

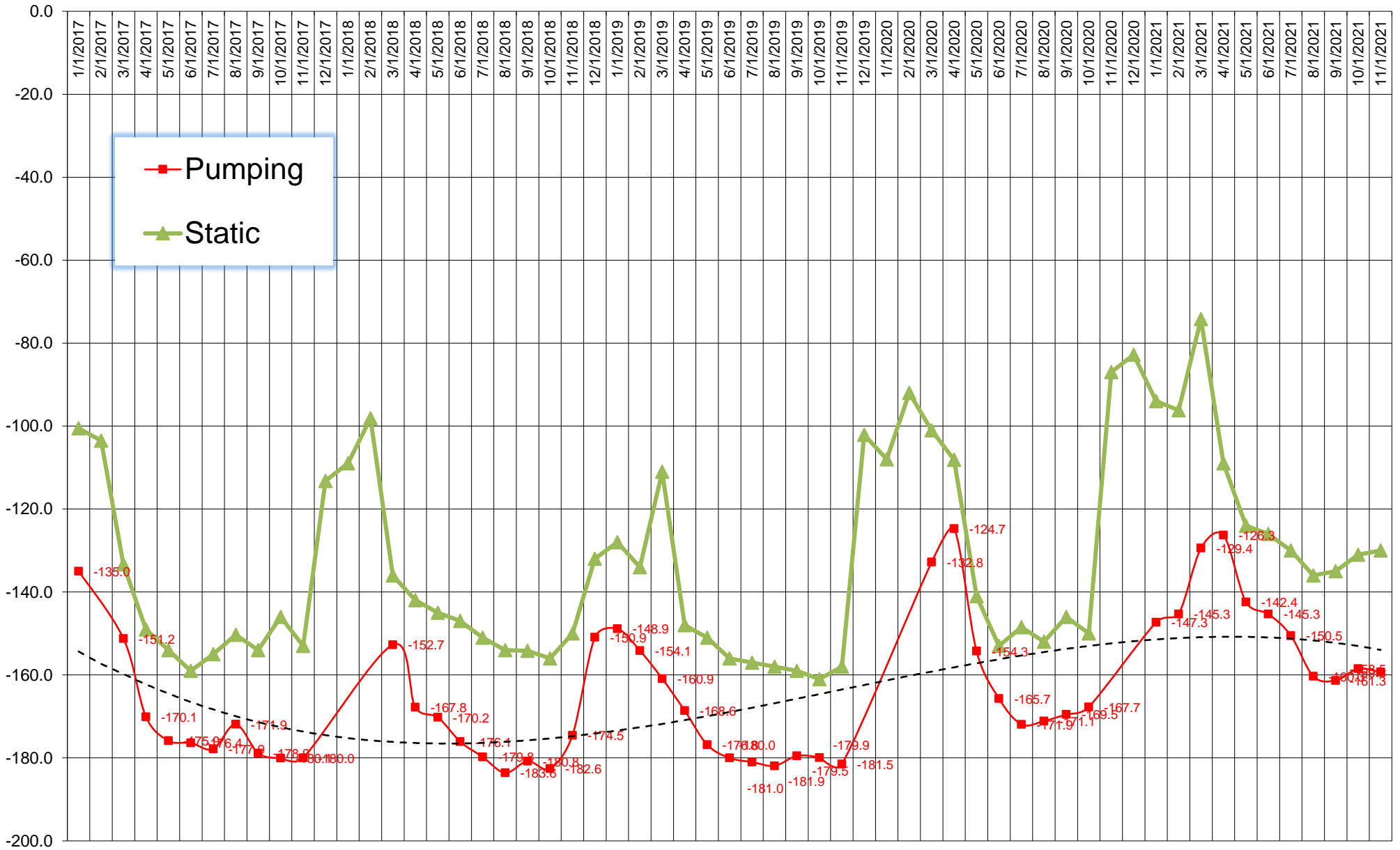
Notes:

**Yuima Municipal Water District**  
**River Well Static (21A) and Pumping Levels**  
**For Yuima Wells No. 12, 19A, 20A and 25**  
**(Increasing Inverse = improving water levels)**  
**Pumping and Static Levels (feet below ground level)**  
**(Updated October 2021) 2017-Current**

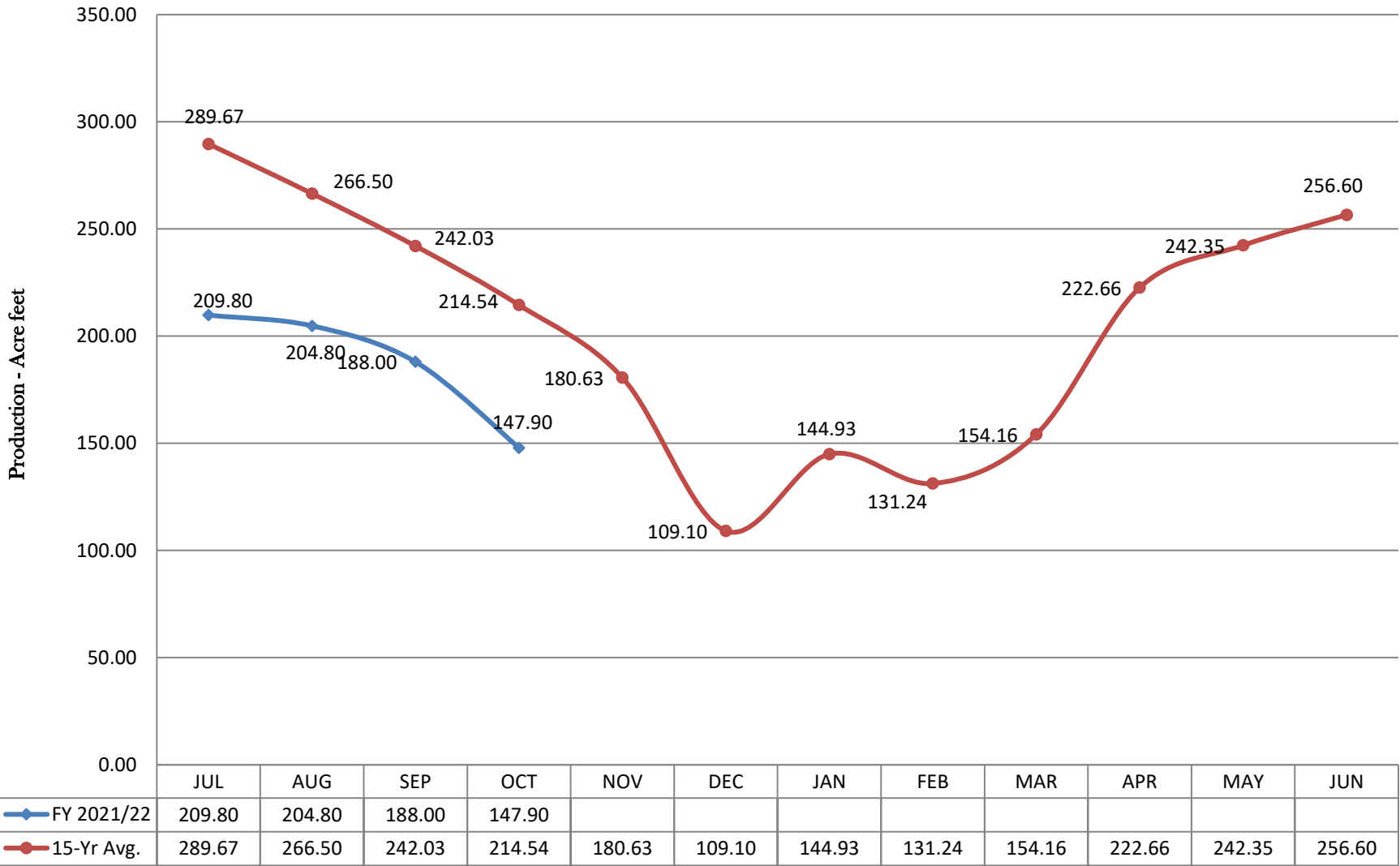




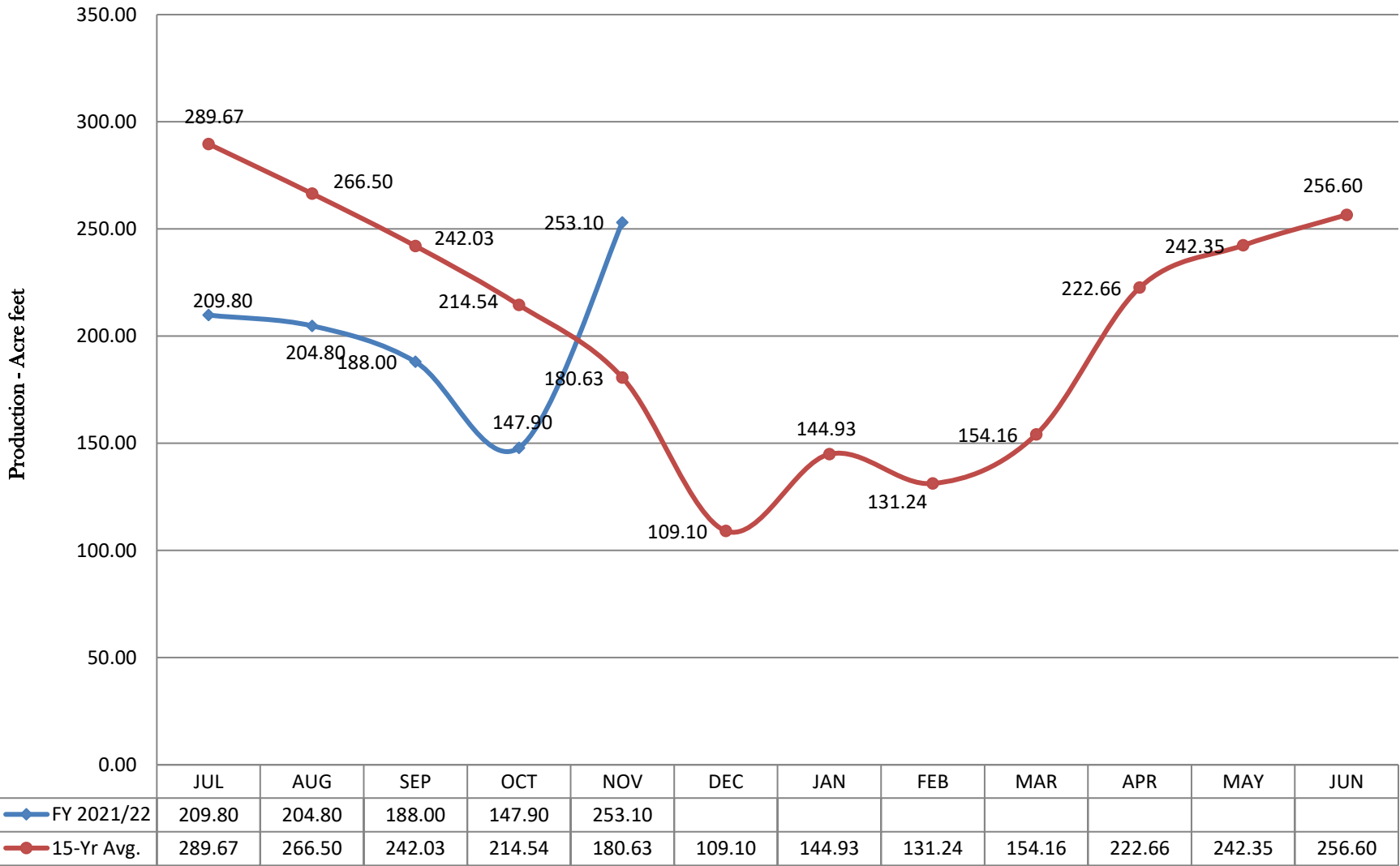
**Yuima Municipal Water District**  
**River Well Static (21A) and Pumping Levels**  
**For Yuima Wells No. 12, 19A, 20A and 25**  
**(Increasing Inverse = improving water levels)**  
**Pumping and Static Levels (feet below ground level)**  
**(Updated November 2021) 2017-Current**



Yuima Municipal Water District  
 Monthly Production of District Owned Wells  
 Updated October 2021



Yuima Municipal Water District  
 Monthly Production of District Owned Wells  
 Updated November 2021





(* static level with surrounding wells off 24 hrs)	July 2021			August 2021			September 2021			October 2021			November 2021			December 2021		
	Static Level	Pumping Level	GPM	Static Level	Pumping Level	GPM	Static Level	Pumping Level	GPM	Static Level	Pumping Level	GPM	Static Level	Pumping Level	GPM	*Static Level	Pumping Level	GPM
Monitor Well No. 21A Elev 800' Depth 251'	131			132			132			120			92					
Well No. 12 (River) Elev 800' Depth 207'		151	150		154	290		148	172	94	147	164	80	142	150			
Well No. 19A (River) Elev 800' Depth 215'		166	321		158	290		152	250	106	148	299	90	140	299			
Well No. 20A (River) Elev 800' Depth 225'	109	141	250	112			213			104	130		83	130				
Well No 25 (River) Elev 805' Depth 210'		180	210		180	190		171.5	200		168	224	86	160	224			
Well No. 3 (Fan) Elev 1220' Depth 547'	203			202			203			228			228					
Well No. 7A (Fan) Elev 1240' Depth 554'	273			277			274			281			262					
Well No. 8 (Fan) Elev 1227' Depth 1000'	343			342			343			343			343					
Well No. 9 (Fan) Elev 1252' Depth 436'	257			260			263			264			264					
Well No. 10 (Fan) Elev 1210' Depth 405'	215			220			221			224			222					
Well No. 13 (Fan) Elev 1280' Depth 403'	302			307			309			301			304					
Well No. 14 (Fan) Elev 1310' Depth 542'		355	194		420	190		419	195	340			347	418	230			
Well No. 17 (Fan) Elev 1375' Depth 597'		342	114		454	100		449	103	373			374	422	81			
Well No. 18 (Fan) Elev 2380' Depth 1000'	248			276			292			268			200					
Well No 22 (Fan) Elev 997.4' Depth 1100'	200			200				214	166		220	160	203	224	155			
Well No. 23 (Fan) Elev 1587' Depth 963'		195	53		184	43		182	42	138	200	53		180	40			
Well No. 24 (Fan) Elev 1530' Depth 582'	269	367	123		300	147		344	92	274	365	119		326	76			
Well No. 29 (Fan) Elev 1314' Depth 450'		350	108	366		103		360	200	328	354	106	334	296	105			
Well No. 41 (Horizontal) Elev 2627' Depth 555'			13						13			19			12.5			
Well No. 42 (Horizontal) Elev 2632' Depth 675'			21						21			31			22.4			
Well No. 44 (Horizontal) Elev 3040' Depth 465'			7						7			10			8.5			
Well No. 45 (Horizontal) Elev 2900' Depth 845'			0															
Well No. 46 (Horizontal) Elev 3050' Depth 870'			6						6			9			6			
Well No. 47 (Horizontal) Elev 3050' Depth 1007'			3						3			3			2.8			
Well No. 48 (Horizontal) Elev 3160' Depth 785'			4						4			1			9.8			
Well No. 49 (Horizontal) Elev 3160' Depth 905'			9						9			8			7.8			
Well No. 50 (Horizontal) Elev 3120' Depth 1215'			16						16			8			8			
Schoepe No. 2 (River) Elev 700' Depth 253'		195	15	192				195	24		194	20	140	194	30			
Schoepe No. 3 (River) Elev 700' Depth 265'	145			148			147			146			144					
Schoepe No. 3-R (River) Elev 700' Depth 200'	144	158	83		158	90	146			144	158	84	144	157	85			
Schoepe No. 4 (River) Elev 700' Depth 185'	116			118			119			120			120					
Schoepe No. 5 (River) Elev 700' Depth 1000'	126						131			126			126					

# YUIMA MUNICIPAL WATER DISTRICT

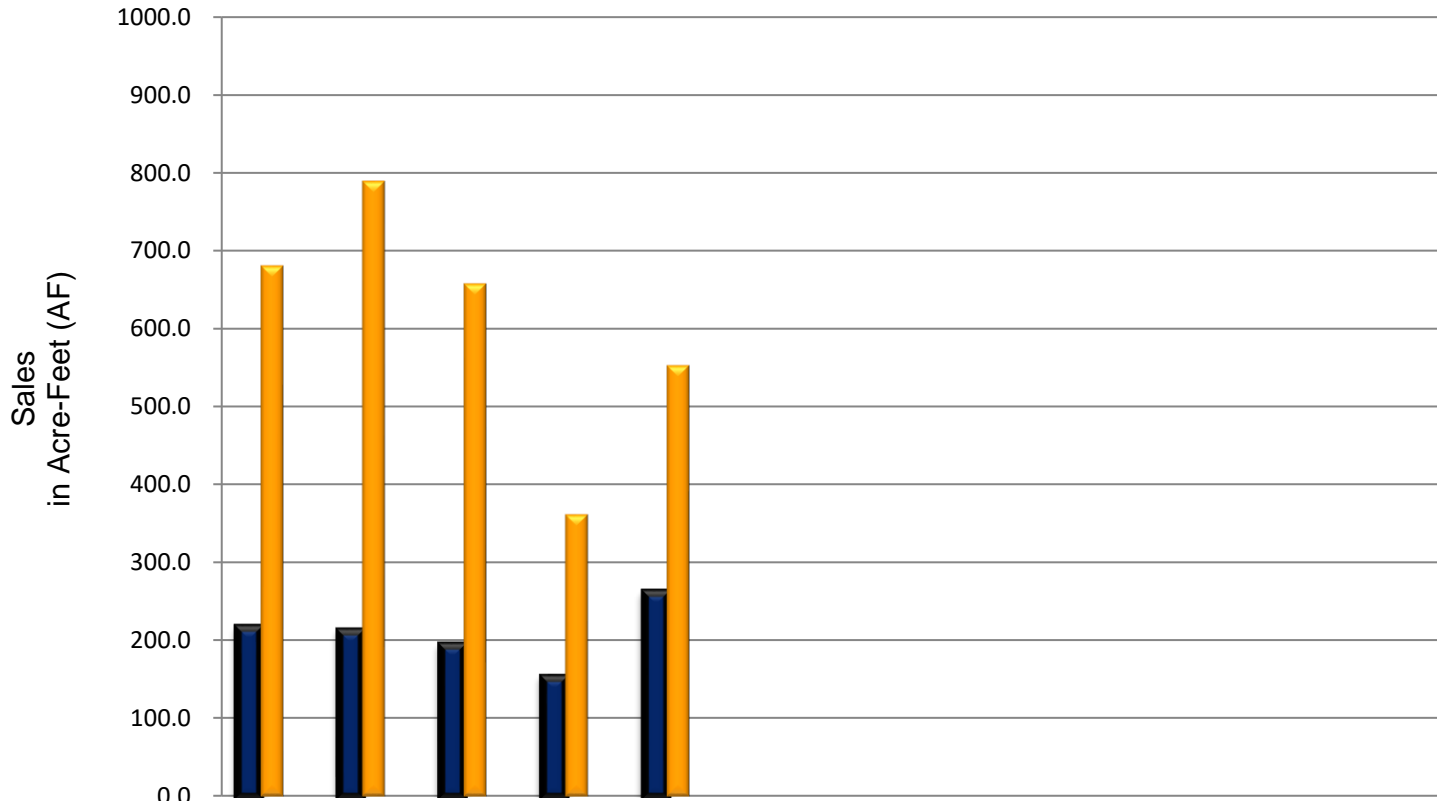
## REPORT OF DISTRICT WATER PURCHASED AND PRODUCED

	Month Comparative One (1) Year Ago			Fiscal Year to Date Comparatives		
	Oct-21	Oct-20	%CHANGE	2021/22	2020/21	%CHANGE
LOCAL SUPPLY	151.3	223.2	-32.2%	769.6	1034.5	-25.6%
AUTHORITY	361.6	711.4	-49.2%	2488.1	2902.7	-14.3%
TOTAL PRODUCED & PURCHASED	512.9	934.6	-45.1%	3257.7	3937.2	-17.3%
CONSUMPTION	505.7	909.2	-44.4%	3096.1	3796.4	-18.4%
% LOCAL	29.5%	23.9%	5.6%	23.6%	26.3%	-2.7%
%AUTHORITY	70.5%	76.1%	-5.6%	76.4%	73.7%	2.7%

### FISCAL YEAR ENDING JUNE 30 COMPARATIVES

	2021	2020	2019	2018	2017	2016	2015	2014	2013	2012	2011	2010	2009	2008
LOCAL SUPPLY	2571.6	2311.7	1688.5	2107.5	2058.1	2334.3	2726.6	3145.7	4199.9	4353.8	3356.5	2858.8	3729.7	2583.6
AUTHORITY SUPPLY	5610.9	4684.7	4819.6	4780.9	4470.6	3621.1	4468.4	4596.1	2149.3	1183.6	1617.7	2521.8	2347.0	3719.8
TOTAL PRODUCED & PURCHASED	8182.5	6996.4	6508.1	6888.4	6528.7	5955.4	7195.0	7744.8	6349.2	5537.4	4974.2	5380.6	6076.7	6303.4
CONSUMPTION	7879.3	6727.3	6351.1	6629.8	6379	5887.8	7175.6	7591.1	6310.3	5486.9	4959.0	5310.8	5909.0	6088.3
% LOCAL	31.4%	33.0%	25.9%	30.6%	31.5%	39.2%	37.9%	40.6%	66.1%	78.6%	67.5%	53.1%	61.4%	41.0%
% AUTHORITY	68.6%	67.0%	74.1%	69.4%	68.5%	60.8%	62.1%	59.4%	33.9%	21.4%	32.5%	46.9%	38.6%	59.0%

**YUIMA MUNICIPAL WATER DISTRICT  
WATER PRODUCED & PURCHASED  
2021-22**



	Jul-21	Aug-21	Sep-21	Oct-21	Nov-21	Dec-21	Jan-22	Feb-22	Mar-22	Apr-22	May-22	Jun-22
■ LOCAL SUPPLY PRODUCED	215.1	210.7	192.5	151.3	259.8	0.0	0.0	0.0	0.0	0.0	0.0	0.0
■ AUTHORITY PURCHASED	680.2	788.8	657.5	361.6	552.5							
TOTAL PROD/PURCH	895.3	999.5	850.0	512.9	812.3							

# YUIMA MUNICIPAL WATER DISTRICT

## REPORT OF DISTRICT WATER PURCHASED AND PRODUCED

	Month Comparative One (1) Year Ago			Fiscal Year to Date Comparatives		
	Nov-21	Nov-20	%CHANGE	2021/22	2020/21	%CHANGE
LOCAL SUPPLY	259.8	244.3	6.3%	1029.4	1278.8	-19.5%
AUTHORITY	552.5	503.1	9.8%	3040.7	3405.8	-10.7%
TOTAL PRODUCED & PURCHASED	812.3	747.4	8.7%	4070.1	4684.6	-13.1%
CONSUMPTION	786.4	712.1	10.4%	3882.4	4508.5	-13.9%
% LOCAL	32.0%	32.7%	-0.7%	25.3%	27.3%	-2.0%
%AUTHORITY	68.0%	67.3%	0.7%	74.7%	72.7%	2.0%

### FISCAL YEAR ENDING JUNE 30 COMPARATIVES

	2021	2020	2019	2018	2017	2016	2015	2014	2013	2012	2011	2010	2009	2008
LOCAL SUPPLY	2571.6	2311.7	1688.5	2107.5	2058.1	2334.3	2726.6	3145.7	4199.9	4353.8	3356.5	2858.8	3729.7	2583.6
AUTHORITY SUPPLY	5610.9	4684.7	4819.6	4780.9	4470.6	3621.1	4468.4	4596.1	2149.3	1183.6	1617.7	2521.8	2347.0	3719.8
TOTAL PRODUCED & PURCHASED	8182.5	6996.4	6508.1	6888.4	6528.7	5955.4	7195.0	7744.8	6349.2	5537.4	4974.2	5380.6	6076.7	6303.4
CONSUMPTION	7879.3	6727.3	6351.1	6629.8	6379	5887.8	7175.6	7591.1	6310.3	5486.9	4959.0	5310.8	5909.0	6088.3
% LOCAL	31.4%	33.0%	25.9%	30.6%	31.5%	39.2%	37.9%	40.6%	66.1%	78.6%	67.5%	53.1%	61.4%	41.0%
% AUTHORITY	68.6%	67.0%	74.1%	69.4%	68.5%	60.8%	62.1%	59.4%	33.9%	21.4%	32.5%	46.9%	38.6%	59.0%





**YUIMA MUNICIPAL WATER DISTRICT**  
**2021-22 Capital Projects**  
**As of October 31, 2021**

Job Number	Approved 2020-21 Budget	Approved Budget Carry Forward	Current Year Expenditures 2020/21	Prior Year Expenditures Forward	Total Project Expenditures	Percent Expended to Budget
<b>1 McNally Tank 2 Interior and Exterior Recoating</b>						
	\$450,000			\$ -	\$ -	0%
<b>2 Headquarters Solar Project</b>						
	\$0	\$ 97,000	\$ 43,500	\$ 53,500	\$ 97,000	100%
<b>3 Vehicle Replacement - 2 trucks</b>						
	\$0	\$ 60,000	\$ -	\$ -	\$ -	
<b>Total General District Capital Projects - Proposed 2020-21</b>						
	\$450,000	\$ 157,000	\$ 43,500	\$ 53,500	\$ 97,000	62%
<b>1. Pump Station 4 Pump Cover</b>						
	\$ 20,000	\$ -	\$ -	\$ -	\$ -	0%
<b>2. Pipeline &amp; Facilities Replacements - IDA</b>						
	\$ -	\$ 340,000	\$ 11,041	\$ 271,854	\$ 282,895	83%
Rincon Ranch Rd.						
<b>3 Pump Station 4 Bypass Valve</b>						
	\$ 9,764	\$ -				
<b>4 Dunlap CL2 Analyzer Building Replacement</b>						
	\$ 10,000	\$ -				
<b>Total IDA Capital Projects - Approved for 2021-22</b>						
	\$ 39,764	\$ 340,000	\$ 11,041	\$ 271,854	\$ 282,895	74%
<b>Total Proposed General District &amp; IDA Capital Projects 2021-22</b>						
	\$ 489,764	\$ 497,000	\$ 54,541	\$ 325,354	\$ 379,895	76%
	\$986,764		\$379,895			

# RAINFALL RECORD 2021/2022 YUIMA SHOP

Location: 34928 Valley Center Road, Pauma Valley @ 1050' elevation

	JULY	AUGUST	SEPT.	OCT.	NOV.	DEC.	JAN.	FEB.	MARCH	APRIL	MAY	JUNE	
1			0.04										
2													
3													
4													
5				0.40									
6													
7													
8				0.32									
9													
10													
11													
12													
13													
14													
15													
16													
17													
18	0.44			0.04									
19													
20													
21													
22													
23													
24													
25			0.10	0.22									
26	0.83			0.01									
27			0.01										
28			0.02										
29													
30													
31		0.30											
TOTALS	1.27	0.30	0.17	0.99	0.00	0.00	0.00	0.00	0.00	0.00	0.00	0.00	TOTAL YEAR 2.73
1987/88 (B)	0.00	0.00	0.00	2.60	4.17	1.20	2.97	2.23	0.97	6.95	0.40	0.00	21.49
1988/89 (B)	0.00	1.25	0.00	0.00	1.36	4.78	1.38	3.25	0.60	0.25	0.43	0.00	13.30
1989/90 (B)	0.00	0.00	1.03	0.50	0.00	0.55	4.45	2.65	0.92	3.22	0.95	1.10	15.37
1990/91	0.32	0.93	0.00	0.16	0.83	0.85	1.30	2.60	13.10	0.20	0.00	0.00	20.29
1991/92	0.70	0.00	0.40	0.85	0.30	1.90	3.25	5.60	5.30	0.15	0.50	0.00	18.95
1992/93	0.00	1.75	0.00	1.55	0.00	5.10	17.25	8.60	1.55	0.00	0.00	0.70	36.50
1993/94	0.00	0.00	0.00	0.25	2.35	0.90	1.20	4.60	5.30	2.00	0.20	0.00	16.80
1994/95	0.00	0.00	0.00	0.40	0.80	0.75	9.35	3.00	9.40	2.00	0.75	1.10	27.55
1995/96	0.10	0.00	0.00	0.00	0.20	0.85	1.50	3.50	2.30	0.50	0.00	0.00	8.95
1996/97	0.00	0.00	0.00	0.00	4.55	2.40	6.35	0.75	0.00	0.00	0.00	0.00	14.05
1997/98	0.00	0.00	2.10	0.10	2.45	2.10	3.70	10.95	4.05	3.30	3.05	0.15	31.95
1998/99	0.00	0.00	1.15	0.00	2.45	1.36	1.93	1.00	0.80	2.32	0.05	0.50	11.56
1999/2000	0.25	0.00	0.10	0.00	0.10	0.25	0.60	5.20	1.55	0.95	0.45	0.00	9.45
2000/2001	0.00	0.00	0.05	0.98	0.45	0.00	2.80	6.20	1.70	1.70	0.50	0.00	14.38
2001/2002	0.00	0.00	0.00	0.00	1.35	1.90	0.60	0.15	1.80	0.65	0.00	0.00	6.45
2002/2003	0.00	0.00	0.20	0.00	2.85	3.60	0.25	6.40	3.45	2.10	0.65	0.00	19.50
2003/2004	0.00	0.40	0.00	0.00	1.55	1.55	0.70	4.25	0.75	1.05	0.00	0.00	10.25
2004/2005	0.00	4.40	0.00	7.20	1.55	4.55	8.70	6.60	1.75	1.05	0.10	0.00	31.90
2005/2006	0.50	0.00	0.10	1.85	0.00	0.50	1.75	2.45	3.55	2.65	0.50	0.00	13.85
2006/2007	0.00	0.20	0.30	0.40	0.05	1.40	0.50	2.70	0.30	0.80	0.10	0.00	6.75
2007/2008	0.00	0.25	0.00	0.20	0.50	5.30	5.80	3.80	0.60	0.00	1.00	0.00	17.45
2008/2009	0.00	0.00	0.00	0.00	1.60	4.95	0.05	4.45	0.30	0.75	0.00	0.00	12.10
2009/2010	0.00	0.00	0.00	0.00	1.10	3.65	7.45	4.00	0.55	2.60	0.00	0.00	19.35
2010/2011	0.20	0.00	0.00	3.15	1.45	8.60	1.25	4.40	2.65	0.30	0.40	0.05	22.45
2011/2012	0.00	0.00	0.15	0.65	2.65	1.20	1.15	2.05	2.25	3.15	0.10	0.00	13.35
2012/2013	0.00	0.00	1.50	0.40	0.45	2.70	1.50	1.25	1.70	0.10	0.40	0.00	10.00
2013/2014	0.28	0.00	0.00	1.48	0.15	0.40	0.25	0.95	2.95	0.80	0.00	0.00	7.26
2014/2015	0.00	0.20	1.00	0.00	1.00	4.90	0.70	0.90	1.60	0.75	1.20	0.50	12.75
2015/2016	1.90	0.30	1.70	0.35	0.90	2.65	3.40	1.15	1.50	0.75	0.40	0.00	15.00
2016/2017	0.00	0.00	1.00	0.16	1.75	4.37	7.17	6.05	0.20	0.00	1.34	0.00	22.04
2017/2018	0.07	0.12	0.13	0.00	0.00	0.00	3.18	0.88	2.55	0.01	0.12	0.00	7.06
2018/2019	0.00	0.00	0.00	1.27	2.51	1.63	2.34	7.98	1.68	0.40	1.83	0.12	19.76
2019/2020	0.00	0.00	0.30	0.00	4.17	2.46	0.17	0.64	5.39	5.96	0.03	0.20	19.32
2020/2021	0.00	0.00	0.00	0.07	1.52	0.79	1.09	0.06	1.55	0.51	0.10	0.02	5.71
34 Year Average	0.13	0.17	0.33	0.72	1.39	2.36	3.12	3.57	2.49	1.41	0.46	0.13	16.26

# RAINFALL RECORD 2021/2022 YUIMA SHOP

Location: 34928 Valley Center Road, Pauma Valley @ 1050' elevation

	JULY	AUGUST	SEPT.	OCT.	NOV.	DEC.	JAN.	FEB.	MARCH	APRIL	MAY	JUNE	
1			0.04										
2													
3													
4													
5				0.40									
6													
7													
8				0.32									
9													
10													
11													
12													
13													
14													
15													
16													
17													
18	0.44			0.04									
19													
20													
21													
22													
23													
24													
25			0.10	0.22									
26	0.83			0.01									
27			0.01										
28			0.02										
29													
30													
31		0.30											
TOTALS	1.27	0.30	0.17	0.99	0.00	0.00	0.00	0.00	0.00	0.00	0.00	0.00	TOTAL YEAR 2.73
1987/88 (B)	0.00	0.00	0.00	2.60	4.17	1.20	2.97	2.23	0.97	6.95	0.40	0.00	21.49
1988/89 (B)	0.00	1.25	0.00	0.00	1.36	4.78	1.38	3.25	0.60	0.25	0.43	0.00	13.30
1989/90 (B)	0.00	0.00	1.03	0.50	0.00	0.55	4.45	2.65	0.92	3.22	0.95	1.10	15.37
1990/91	0.32	0.93	0.00	0.16	0.83	0.85	1.30	2.60	13.10	0.20	0.00	0.00	20.29
1991/92	0.70	0.00	0.40	0.85	0.30	1.90	3.25	5.60	5.30	0.15	0.50	0.00	18.95
1992/93	0.00	1.75	0.00	1.55	0.00	5.10	17.25	8.60	1.55	0.00	0.00	0.70	36.50
1993/94	0.00	0.00	0.00	0.25	2.35	0.90	1.20	4.60	5.30	2.00	0.20	0.00	16.80
1994/95	0.00	0.00	0.00	0.40	0.80	0.75	9.35	3.00	9.40	2.00	0.75	1.10	27.55
1995/96	0.10	0.00	0.00	0.00	0.20	0.85	1.50	3.50	2.30	0.50	0.00	0.00	8.95
1996/97	0.00	0.00	0.00	0.00	4.55	2.40	6.35	0.75	0.00	0.00	0.00	0.00	14.05
1997/98	0.00	0.00	2.10	0.10	2.45	2.10	3.70	10.95	4.05	3.30	3.05	0.15	31.95
1998/99	0.00	0.00	1.15	0.00	2.45	1.36	1.93	1.00	0.80	2.32	0.05	0.50	11.56
1999/2000	0.25	0.00	0.10	0.00	0.10	0.25	0.60	5.20	1.55	0.95	0.45	0.00	9.45
2000/2001	0.00	0.00	0.05	0.98	0.45	0.00	2.80	6.20	1.70	1.70	0.50	0.00	14.38
2001/2002	0.00	0.00	0.00	0.00	1.35	1.90	0.60	0.15	1.80	0.65	0.00	0.00	6.45
2002/2003	0.00	0.00	0.20	0.00	2.85	3.60	0.25	6.40	3.45	2.10	0.65	0.00	19.50
2003/2004	0.00	0.40	0.00	0.00	1.55	1.55	0.70	4.25	0.75	1.05	0.00	0.00	10.25
2004/2005	0.00	0.40	0.00	7.20	1.55	4.55	8.70	6.60	1.75	1.05	0.10	0.00	31.90
2005/2006	0.50	0.00	0.10	1.85	0.00	0.50	1.75	2.45	3.55	2.65	0.50	0.00	13.85
2006/2007	0.00	0.20	0.30	0.40	0.05	1.40	0.50	2.70	0.30	0.80	0.10	0.00	6.75
2007/2008	0.00	0.25	0.00	0.20	0.50	5.30	5.80	3.80	0.60	0.00	1.00	0.00	17.45
2008/2009	0.00	0.00	0.00	0.00	1.60	4.95	0.05	4.45	0.30	0.75	0.00	0.00	12.10
2009/2010	0.00	0.00	0.00	0.00	1.10	3.65	7.45	4.00	0.55	2.60	0.00	0.00	19.35
2010/2011	0.20	0.00	0.00	3.15	1.45	8.60	1.25	4.40	2.65	0.30	0.40	0.05	22.45
2011/2012	0.00	0.00	0.15	0.65	2.65	1.20	1.15	2.05	2.25	3.15	0.10	0.00	13.35
2012/2013	0.00	0.00	1.50	0.40	0.45	2.70	1.50	1.25	1.70	0.10	0.40	0.00	10.00
2013/2014	0.28	0.00	0.00	1.48	0.15	0.40	0.25	0.95	2.95	0.80	0.00	0.00	7.26
2014/2015	0.00	0.20	1.00	0.00	1.00	4.90	0.70	0.90	1.60	0.75	1.20	0.50	12.75
2015/2016	1.90	0.30	1.70	0.35	0.90	2.65	3.40	1.15	1.50	0.75	0.40	0.00	15.00
2016/2017	0.00	0.00	1.00	0.16	1.75	4.37	7.17	6.05	0.20	0.00	1.34	0.00	22.04
2017/2018	0.07	0.12	0.13	0.00	0.00	0.00	3.18	0.88	2.55	0.01	0.12	0.00	7.06
2018/2019	0.00	0.00	0.00	1.27	2.51	1.63	2.34	7.98	1.68	0.40	1.83	0.12	19.76
2019/2020	0.00	0.00	0.30	0.00	4.17	2.46	0.17	0.64	5.39	5.96	0.03	0.20	19.32
2020/2021	0.00	0.00	0.00	0.07	1.52	0.79	1.09	0.06	1.55	0.51	0.10	0.02	5.71
34 Year Average	0.13	0.17	0.33	0.72	1.39	2.36	3.12	3.57	2.49	1.41	0.46	0.13	16.26

**YUIMA MUNICIPAL WATER DISTRICT  
DELINQUENT ACCOUNTS LISTING  
10/31/2021**

<b>YUIMA</b>			
<u>ACCOUNT NUMBER</u>	<u>PAST DUE AMOUNT</u>	<u>ACTION</u>	
01-0650-02	7,179.21	Notice	
01-0688-06	99.28		
01-0690-08	203.41		
01-0693-03	344.94	Notice	
01-0695-02	79.23	Notice	
01-1036-00	317.98	Notice	
01-1040-01	495.30		
01-1044-01	161.54	Notice	
01-1052-06	191.81	Notice	
01-1055-02	72.85	Notice	
01-1059-03	79.36	Notice	
01-1064-03	95.45		
01-1073-08	96.00		
01-1079-00	122.33	Notice	
01-1351-07	149.61	Notice	
01-1421-06	113.66		
01-2007-01	80.63	Notice	
	<u>\$ 9,882.59</u>		

<b>IDA</b>			
<u>ACCOUNT NUMBER</u>	<u>PAST DUE AMOUNT</u>	<u>ACTION</u>	
02-0845-03	182.60	Notice	
02-0906-03	83.50		
02-2097-04	146.87		
02-2471-04	225.36	Notice	
02-2530-01	100.78	Notice	
02-2984-09	1,316.43	Lien Filed	
02-3354-03	165.36		
02-4005-02	286.10	Notice	
02-4015-07	98.84	Notice	
02-4175-01	322.92	Notice	
02-4185-01	107.46	Notice	
02-4190-03	97.12	Notice	
02-4202-00	1,234.36		
02-4601-02	127,192.71		
02-4607-02	45,139.86		
02-4951-06	101.10		
02-5330-09	167.77		
02-6500-00	28,352.17	Lien Filed	
02-6657-00	1,098.23	Lien Filed	
02-7125-00	3,832.52	Lien Filed	
02-7248-02	2,645.23	Lien Filed	
02-7249-01	4,828.24	Lien Filed	
02-7842-03	855.05	Notice	
02-7891-04	61.86	Notice	
02-8946-04	67.41	Notice	
	<u>\$ 218,709.85</u>		

**LIENS FILED / TRANSFERRED TO TAX ROLL**

---

for liens filed and transfer to tax roll:  
July agenda  
auditor and controller by Aug 10th

**YUIMA MUNICIPAL WATER DISTRICT  
DELINQUENT ACCOUNTS LISTING  
11/30/2021**

<b>YUIMA</b>		
<u>ACCOUNT NUMBER</u>	<u>PAST DUE AMOUNT</u>	<u>ACTION</u>
01-0650-02	12,015.60	Notice
01-1036-00	536.99	Notice
01-1040-01	23.59	Notice
01-1041-01	62.85	Notice
01-1044-01	114.16	Notice
01-1049-07	247.62	Notice
01-1055-02	131.62	Notice
01-1059-03	146.22	Notice
01-1071-08	86.48	Notice
01-1073-08	82.53	Notice
01-1079-00	85.09	Notice
01-1101-00	61.53	Notice
01-1421-06	93.87	Notice
01-1599-00	392.59	Notice
	<b>\$ 14,080.74</b>	

<b>IDA</b>		
<u>ACCOUNT NUMBER</u>	<u>PAST DUE AMOUNT</u>	<u>ACTION</u>
02-1102-02	111.31	Notice
02-1150-00	4893.12	Notice
02-1246-02	2554.81	Notice
02-1397-02	6977.05	Notice
02-1445-01	892.11	Notice
02-2097-04	121.96	Notice
02-2471-04	335.86	Notice
02-2236-02	647.79	Notice
02-2411-02	105.62	Notice
02-2984-09	1,399.95	Lien Filed
02-2471-04	52.38	Notice
02-3460-07	115.67	Notice
02-4005-02	469.86	Notice
02-4175-01	586.00	Notice
02-4251-02	126.07	Notice
02-5330-09	324.27	Notice
02-6500-00	28,352.17	Lien Filed
02-6657-00	1,098.23	Lien Filed
02-7125-00	3,832.52	Lien Filed
02-7248-02	2,645.23	Lien Filed
02-7249-01	4,828.24	Lien Filed
02-7435-00	67.46	Notice
02-7705-01	1,725.19	Notice
02-7710-00	36.81	Notice
02-7746-01	5,843.12	Notice
02-7842-03	40.72	Notice
02-7948-03	76.01	Notice
02-8420-02	36.81	Notice
02-8902-03	1,329.60	Notice
02-8913-01	36.81	Notice
02-9053-02	82.67	Notice
02-9099-05	428.58	Notice
02-9402-02	433.86	Notice
	<b>\$ 70,607.86</b>	

**LIENS FILED / TRANSFERRED TO TAX ROLL**

---

for liens filed and transfer to tax roll:  
July agenda  
auditor and controller by Aug 10th

IV.  
OTHER BUSINESS